


شركة الاستثمارات الوطنية
NATIONAL INVESTMENTS COMPANY



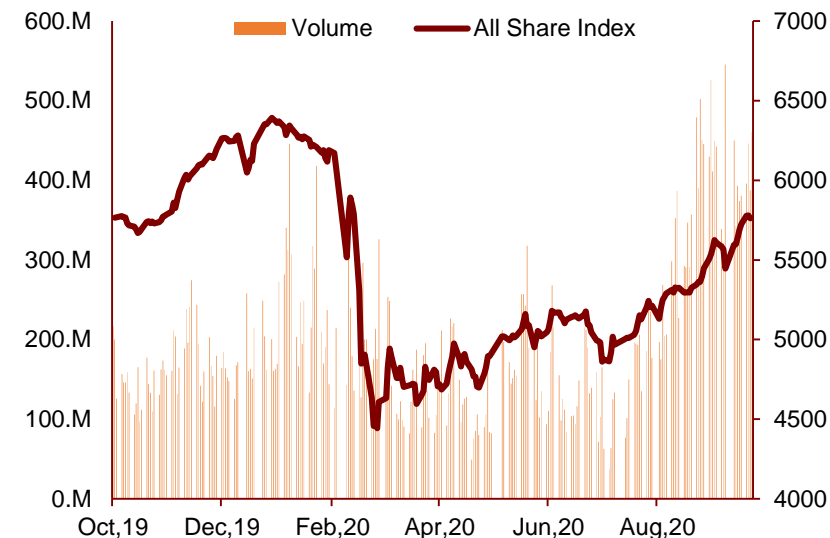
GCC DAILY MARKET WRAP

Wednesday, October 14, 2020



Market Watch

Description	Close	Day Δ	WTD	MTD	QTD	YTD	M Cap (in Bn)	PBV	PE
Kuwait									
		%	%	%	%	%			
Kuwait All Share Index	5,747.64	-0.25	0.40	5.55	5.55	-8.51	33.45 KWD	1.94	19.29
Kuwait Premier Index	6,398.54	-0.23	0.45	6.32	6.32	-8.23	24.81 KWD	2.08	21.32
Kuwait Main Index	4,452.10	-0.30	0.41	3.48	3.48	-9.32	8.64 KWD	1.54	13.47
NIC 50	7,054.00	-0.30	0.40	6.25	6.25	-5.42	28.60 KWD	1.57	15.56
Kuwait Sector									
Banking	1,349.99	-0.44	0.45	6.17	6.17	-8.95	20.11 KWD	2.18	20.92
Telecom	1,114.22	-0.29	-0.01	5.99	5.99	-0.22	3.43 KWD	2.01	13.56
Industrials	845.11	0.19	-0.38	5.93	5.93	-8.88	3.01 KWD	1.37	21.46
Financial services	966.34	0.74	3.03	6.63	6.63	-10.65	2.42 KWD	0.94	7.01
Real estate	960.45	-0.88	-1.94	1.69	1.69	-9.28	2.08 KWD	1.11	20.77
Basic materials	837.82	-0.06	2.43	7.79	7.79	-7.74	0.75 KWD	1.24	19.54
Health care	821.04	0.00	0.11	0.11	0.11	-7.18	0.41 KWD	6.22	52.00
Consumer services	757.62	0.36	0.53	2.28	2.28	-29.34	0.39 KWD	1.87	13.73
Insurance	1,011.92	2.08	0.90	-3.45	-3.45	6.09	0.37 KWD	0.86	7.97
Consumer goods	768.05	-0.26	0.58	0.20	0.20	20.54	0.24 KWD	1.58	28.25
Oil and Gas	1,142.92	-0.95	-1.29	0.54	0.54	-7.69	0.24 KWD	1.67	10.55
Technology	522.34	0.00	-0.28	1.99	1.99	1.41	0.01 KWD	0.58	0.00



What Move the GCC markets ,

Oil Prices

Oil prices slipped on Wednesday on concerns that fuel demand will continue to falter as rising coronavirus cases across Europe and in the United States, the world's biggest oil consumer, could impede economic growth. **Brent crude futures for December fell by 12 cents, or 0.3%, to \$42.33 a barrel**

Kuwait Market

The market are closed today down by -0.25%,and positive WTD by +0.40% re-opening the local economy , more liquidity expected in MSCI , also still with fear of the second wave Covid19 with fatalities and infections surging in several countries.

Saudi Market

The Market closed today down by -0.10% and turn positive YTD performance leading all GCC markets , linked to the slow economic recovery over the globe and re-opening the global economy and oil prices over \$42 a barrel.

Description	Close	Day Δ	WTD	MTD	QTD	YTD	M Cap (in Bn)	PBV	PE
GCC Markets									
		%	%	%	%	%			
Saudi (TASI)	8,592.10	-0.10	2.13	3.53	3.53	2.42	9,228 SAR	6.02	26.71
Qatar (QE Index)	10,026.04	-0.31	-0.06	0.36	0.36	-3.83	543 QAR	1.72	12.50
Dubai (DFMGI)	2,218.21	-0.86	0.18	-2.43	-2.43	-19.77	242 AED	1.25	10.76
Abu Dhabi (ADI)	4,573.00	0.61	1.34	1.22	1.22	-9.91	684 AED	4.64	15.52
Bahrain (BAX)	1,476.61	-0.38	1.25	2.94	2.94	-8.30	16 BHD	1.78	13.55
MUSCAT SE INDEX	3,593.84	-0.02	-0.29	-0.58	-0.58	-9.73	4 OMR	0.75	10.88
Developed Markets									
MSCI World Index	2,464.18	-0.55	0.67	4.09	4.09	4.48			
U.S. (S&P 500)	3,511.93	-0.63	1.00	4.43	4.43	8.70			
U.K. (FTSE 100)	5,955.08	-0.25	-1.02	1.52	1.52	-21.05			
Japan (Topix)	1,643.90	-0.32	-0.21	1.13	1.13	-4.50			
Emerging Markets									
MSCI EM Index	1,136.42	-0.07	1.24	5.03	5.03	1.95			
China (SSE Composite)	3,340.78	-0.56	2.10	3.81	3.81	9.53			
India (Sensex)	40,794.74	0.42	0.70	7.16	7.16	-1.11			

DAILY MARKETS WRAP,

NIC RESEARCH AND STUDIES DEP



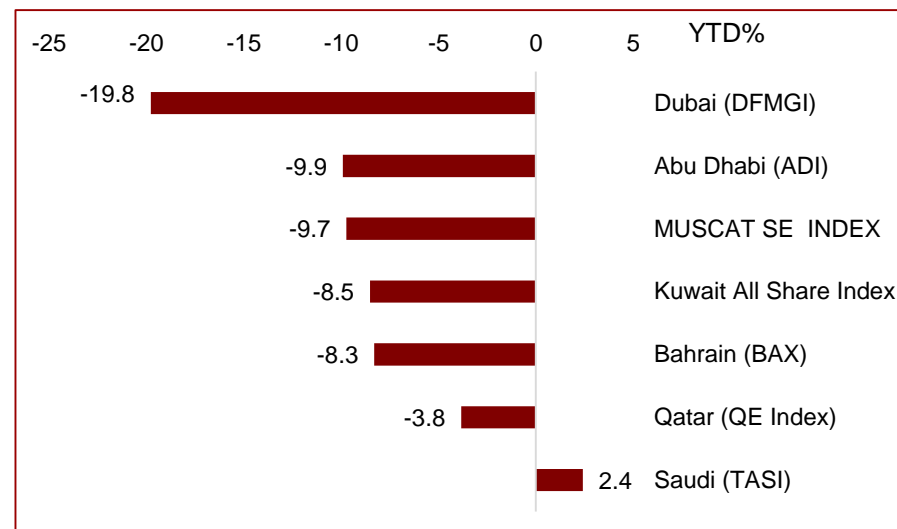
Description	Close	Day Δ	WTD	MTD	QTD	YTD	M Cap (in Bn)	PBV	PE
		%	%	%	%	%			
Blue Chip Watch									
Kuwait									
NBK	0.896	-0.67	-0.88	2.99	2.99	-12.07	6.18 KWD	1.74	21.66
KFH	0.709	-0.14	0.42	7.26	7.26	-3.83	5.45 KWD	2.89	27.24
Zain	0.615	-0.32	0.16	7.14	7.14	2.50	2.67 KWD	2.18	13.13
BOUBYAN BANK	0.638	0.63	3.07	7.23	7.23	4.51	1.92 KWD	3.36	38.19
Agility	0.695	-0.29	-1.42	5.78	5.78	-2.29	1.41 KWD	1.20	20.94
Saudi Arabia									
ARAMCO	35.80	-0.28	-0.56	-0.28	-0.28	1.56	7,180.00 SAR	7.00	29.63
SABIC	97.40	-0.71	5.98	10.18	10.18	3.73	294.30 SAR	1.80	0.00
STC	105.60	-0.75	1.54	5.18	5.18	3.73	212.80 SAR	3.38	19.88
AL-RAJHI BANK	67.50	-0.74	1.66	2.74	2.74	3.21	170.00 SAR	3.27	17.27
NCB	42.00	0.12	9.09	13.06	13.06	-14.72	125.85 SAR	1.72	11.00
United Arab Emirates									
ETISALAT.AD	16.90	0.12	-0.35	1.08	1.08	2.93	146.80 AED	3.23	16.65
FAB.AD	11.38	1.43	1.79	1.07	1.07	-25.07	122.52 AED	1.25	11.70
EMIRATES NBD	10.35	-0.96	-1.43	-2.82	-2.82	-20.38	66.01 AED	0.81	5.81
DB ISLAMIC BK	4.15	-1.43	-1.89	-3.94	-3.94	-24.68	30.48 AED	0.83	7.37
EMAAR PROPERT	2.67	-0.37	0.75	-4.30	-4.30	-33.58	19.19 AED	0.34	3.77
Qatar									
QNB	18.06	-0.22	-1.10	-1.26	-1.26	-12.72	167.18 QAR	1.80	14.07
INDUSTRIES QAT	9.90	-0.10	-0.35	0.56	0.56	-3.65	59.96 QAR	1.86	38.12
QA ISLAMIC BK	16.50	-0.60	-0.90	0.00	0.00	7.63	39.22 QAR	1.89	13.72
MASRAF AL RAYA	4.16	-0.81	-0.31	0.60	0.60	5.68	31.47 QAR	2.27	14.39
MESAIEED PETRO	2.11	0.00	-0.28	1.39	1.39	-16.02	26.45 QAR	1.72	26.31
OMAN									
BANK MUSCAT	0.368	-0.54	0.55	2.79	2.79	-10.97	1.20 OMR	0.62	7.55
OMANTEL	0.628	-1.27	-0.64	-1.27	-1.27	1.30	0.47 OMR	0.89	6.92
BANK DHOFAR	0.103	0.00	0.00	-1.90	-1.90	-16.26	0.31 QAR	0.45	20.20
NAT BANK OF OMAN	0.169	0.00	0.00	2.42	2.42	-8.15	0.27 QAR	0.52	7.10
OMINVEST	0.332	0.00	3.11	0.61	0.61	0.61	0.27 QAR	1.07	6.31

Foreign Holdings

Date	NBK	GBK	CBK	ABK	MUTAHED	KIB	BURG	KFH	BOUB	WARBA
30-Sep-20	16.84%	12.11%	0.07%	0.18%	0.31%	3.64%	3.60%	7.93%	3.65%	2.94%
7-Oct-20	16.89%	12.21%	0.06%	0.19%	0.31%	3.62%	3.64%	8.01%	3.70%	2.96%

End of Report

The information contained in this document is proprietary to NIC and is for use only by the persons to whom it is issued. This document is confidential and may not be distributed either in part or in whole without the express agreement of NIC. It is intended solely for the use of the individual or entity to whom it is addressed and others authorized to receive it.



Leading Sector Performance

The market are down today by -0.25 % The leading sector bottom performance indices today are Oil and Gas -0.95 % Real estate -0.88 % Banking -0.44 % respectively.

from YTD performance perspective the best sector performance are Consumer goods by 20.54 % while the bottom sector performance is Consumer services by -29.34 %.

Telecommunication sector are down today by -0.29 % and act defensively in COVID19 also it outperform Kuwait all Share Index in YTD perspective by + 8.29 %.

KSA

Saudi Armco are have negative performance today by -0.28 %, SABIC have negative performance today by -0.71 %.

STC are have negative performance today by -0.75 %, Al Rajhi Bank have negative performance today by -0.74 %.

UAE

ETISALAT AD flat today, still outperform the market performance in year to date basis and act defensively with COVID19



شركة الاستثمار الوطنية
NATIONAL INVESTMENTS COMPANY

Sharq, Al Mutanabi Street, Khaleejia Tower | P.O. Box 25667, Safat 13117, Kuwait

T.: +965 2226 6666 | Fax: +965 2226 6793 | www.nic.com.kw