

2004 24 20

lainv@nic.com.kw - 2437990 : / 2457806~17 :



شركة الاستثمار الوطنية
NATIONAL INVESTMENTS COMPANY K.S.C.



.....

1

5..... NIC50

6..... NIC50

7

8.....

9.....

10.....

11.....

12.....

13.....

14.....

15.....



:

	%	(+ أو -)	من 10 حتى 17 مارس	من 20 حتى 24 مارس	مؤشر
▲	0.5+	15.8+	2895.1	2,910.9	() NIC 50
▲	0.7+	35.6+	4,950.0	4,985.6	()
▲	0.6+	1.69+	290.03	291.72	()
▲	4.2+	22,488,000+	530,668,000	553,156,000	()
▲	2.0+	370+	18,824	19,194	()
▼	8.4-	24,309,270	288,402,590	264,093,320	(.)
▲	4.2+	4,497,600+	106,133,600	110,631,200	(/)
▲	2.0+	74+	3,765	3,839	(/)
▼	8.4-	4,861,854-	57,680,518	52,818,664	(/ .)
▼	95.2-	20,000	21,000	1,000	()
▼	90.9-	10-	11	1	()
▼	94.4-	23,480	24,860	1,380	(.)
▲	7.0+	1,975,000+	28,400,000	30,375,000	()
▲	9.0+	44+	488	532	()
▲	9.3+	1,017,648+	10,920,452	11,938,100	(.)
▲	0.1+	18,075,427+	18,086,603,522	18,104,678,949	(.)
↔	0	0	5	5	()

:

2,910.9 2004 24 NIC50
2004 17 % 0.5 15.8
2003 % 1.5 43.7 2,895.1
% 79.9

% 0.7 35.6 4,985.6
2003 % 4.1 195.4 4,950.0
% 0.6 1.69 2910.72
2003 % 0.1 0.4 290.03
NIC50

100 % 2.0 % 4.2 % 8.4
% 42.0 42 109
9 % 47.0 47
% 0.1 18.1
2003 % 0.5 90.8 18,086.6



2003

:

: 2003

	(.)	2002		2003							
		%		(.)	(.)	%		(.)	(.)		
		%	%			%	%				
%4.5+	710	%65.7+	%16	34.0	12,284,154	%32	57.0	20,355,128	1		
	630	%150.6+	%10	%10	24.0	4,089,766		52.0	10,250,127	2	
%3.3+	1,980	%57.1+	%5	%60	106.0	13,412,089	%65	166.9	21,071,157	3	
%4.0+	375	%834.6+			8.9	2,045,569	%10	%15	65.7	15,026,120	4
%5.7+	435	%43.6+		%25	21.9	446,046		%25	31.5	640,403	5

NIC 50

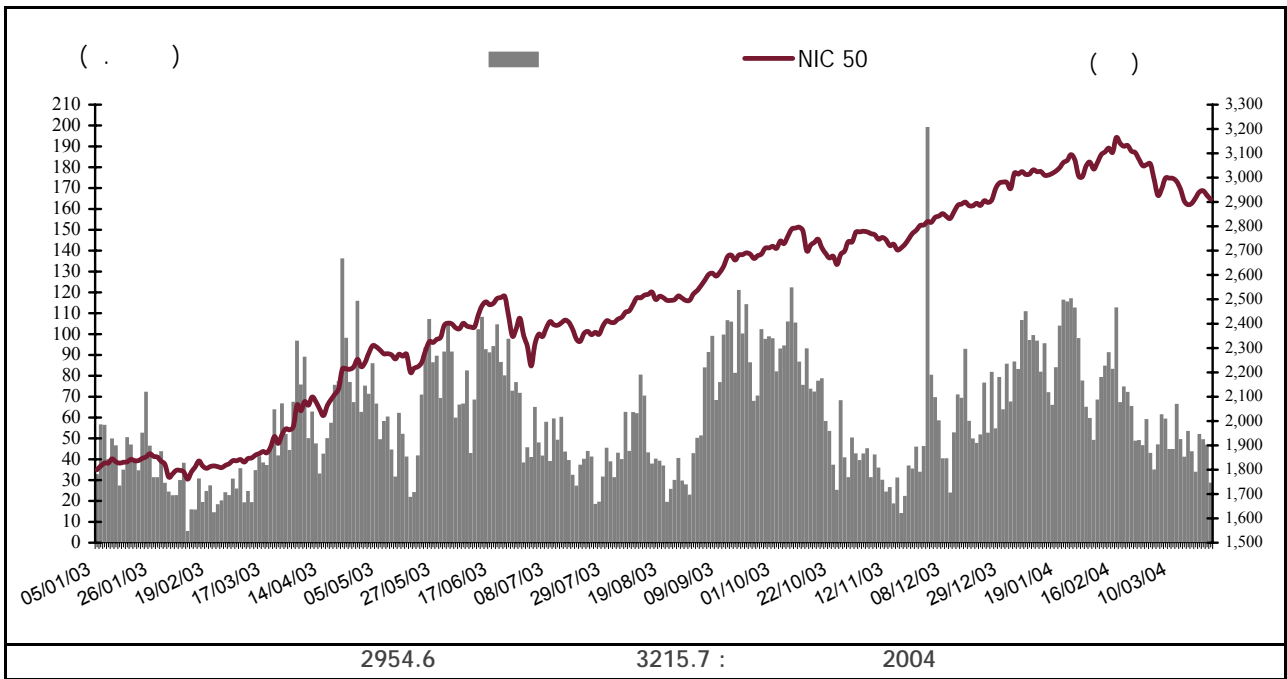
						NIC50		
%		2004		%		2004/03/17	2004/03/24	
▼	3.6-	107.8-	3018.7	▲	0.5+	15.8+	2895.1	2,910.9

نسبة مؤشر NIC 50 من إجمالي السوق

%				%		2003 (.)	
		NIC 50				NIC 50	
▲	70.9+	18,104,678,949	12,834,405,166	▲	79.0+	264,093,320	208,620,780

NIC 50

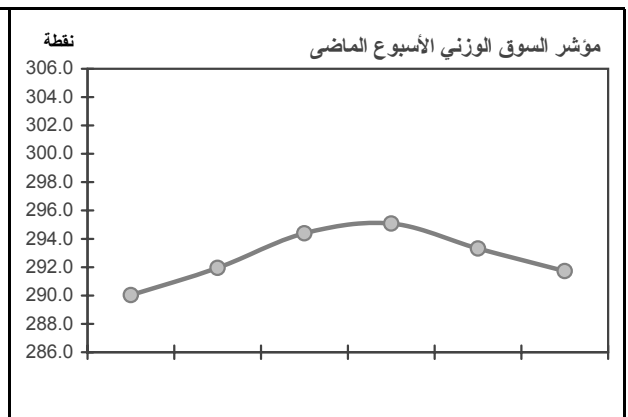
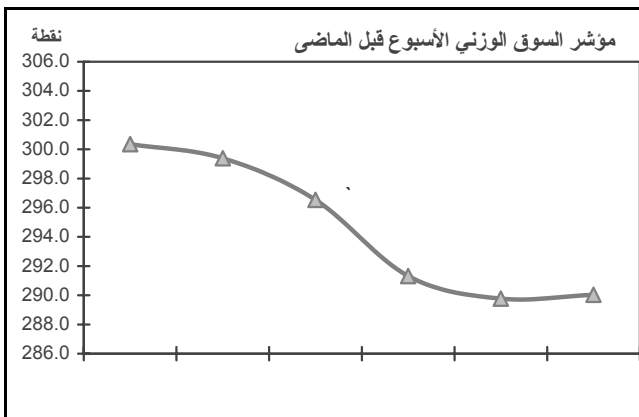
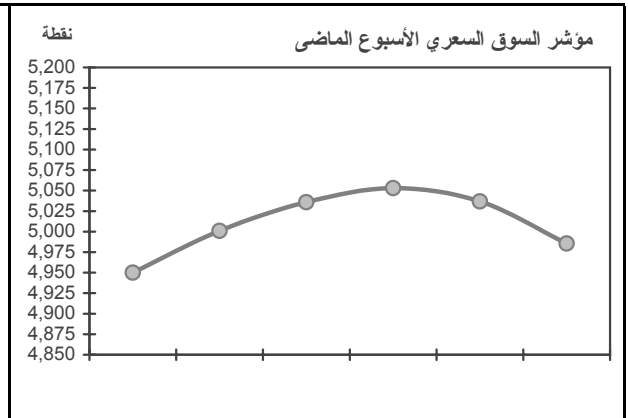
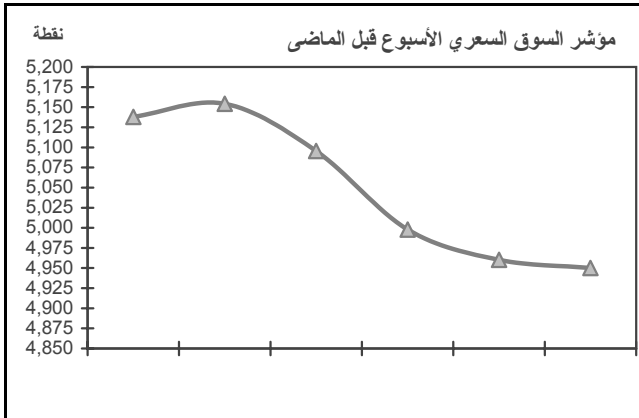
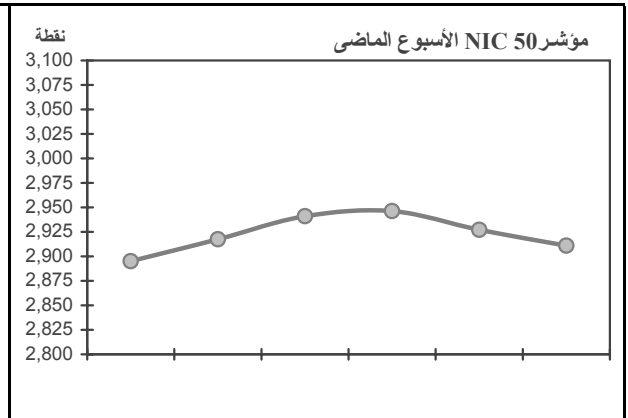
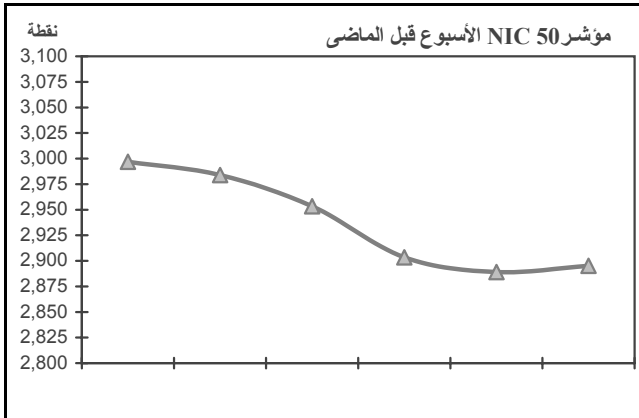
NIC 50



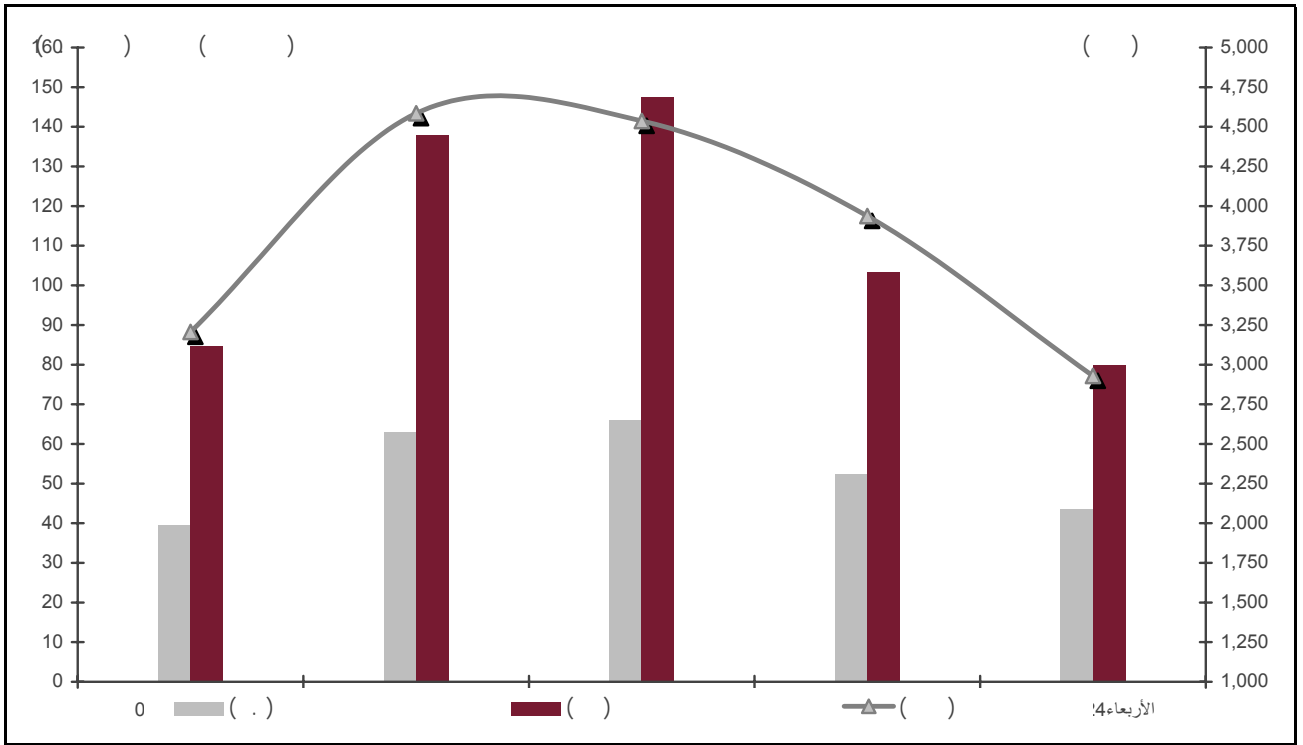
NIC 50

NIC 50

النسبة المئوية للتغير عن اليوم السابق	()	النسبة المئوية للتغير عن اليوم السابق	()	النسبة المئوية للتغير عن اليوم السابق	NIC 50 ()				
	290.03		4,950.0		2,895.1	04/03/17			
▲	%1.0+	291.95	▲	%0.7+	5,000.9	▲	%0.8+	2,917.4	04/03/20
▲	%0.7+	294.39	▲	%0.8+	5,035.9	▲	%0.8+	2,941.0	04/03/21
▲	%0.3+	295.08	▲	%0.2+	5,053.0	▲	%0.2+	2,946.3	04/03/22
▼	%0.3-	293.32	▼	%0.6-	5,036.8	▼	%0.7-	2,927.1	04/03/23
▼	%1.0-	291.72	▼	%0.5-	4,985.6	▼	%0.6-	2,910.9	04/03/24

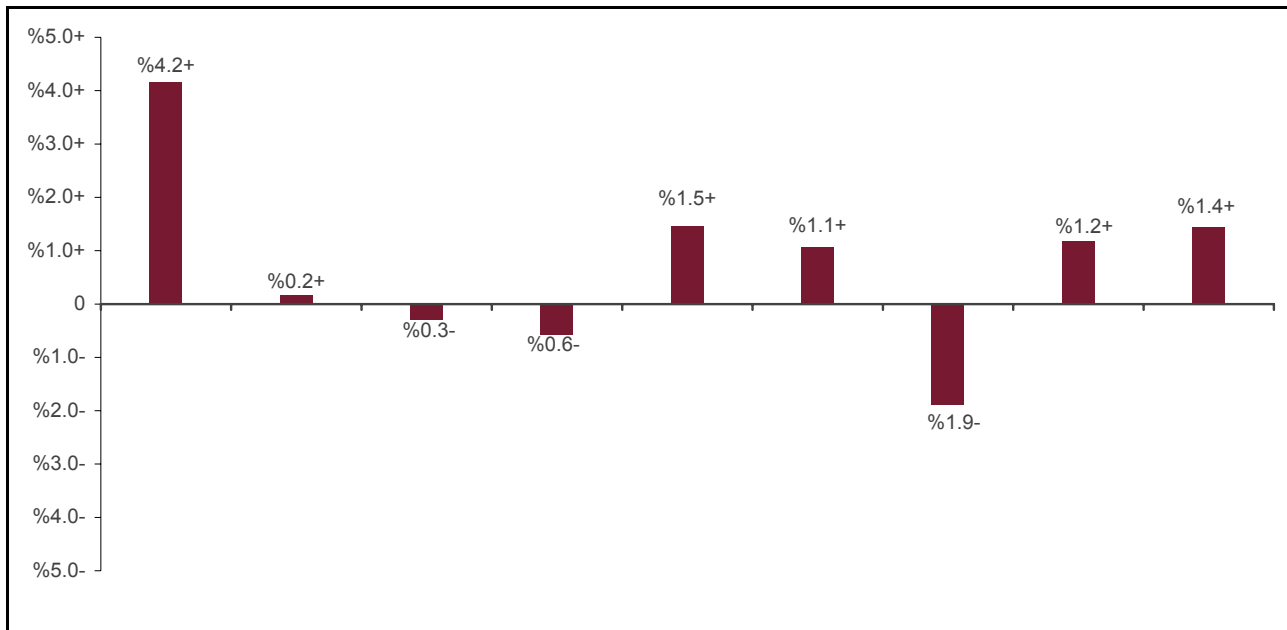


النسبة المئوية للتغير عن اليوم السابق	(.)	النسبة المئوية للتغير عن اليوم السابق	()	النسبة المئوية للتغير عن اليوم السابق	()				
	49,602,960		3,463.0		93,865,500.00	04/03/17			
▼	%20.4-	39,495,240	▼	%7.4-	3,206.0	▼	%9.8-	84,680,500.00	04/03/20
▲	%59.1+	62,847,650	▲	%43.0+	4,585.0	▲	%62.8+	137,876,000.00	04/03/21
▲	%4.9+	65,940,250	▼	%1.0-	4,537.0	▲	%7.0+	147,488,500.00	04/03/22
▼	%20.5-	52,425,580	▼	%13.2-	3,937.0	▲	%10.0+	103,259,000.00	04/03/23
▼	%17.2-	43,384,600	▼	%25.6-	2,929.0	▼	%22.7-	79,852,000.00	04/03/24



	2004/03/17	2003/12/31	2003/12/31	2004/03/17	2004/03/24	()
▲	% 0.5+	% 1.5-	2,954.6	2,895.1	2,910.9	NIC 50
▲	% 0.7+	% 4.1+	4,790.2	4,950.0	4,985.6	
▲	% 0.6+	% 0.1+	291.34	290.03	291.72	
▲	% 4.2+	% 6.0+	4,662.9	4,744.1	4,941.0	
▲	% 0.2+	% 6.1+	5,355.2	5,674.5	5,683.8	
▼	% 0.3-	% 1.1-	2,104.2	2,086.0	2,080.1	
▼	% 0.6-	% 0.1-	3,586.4	3,601.6	3,581.3	
▲	% 1.5+	% 3.8+	3,573.3	3,655.5	3,708.9	
▲	% 1.1+	% 5.8+	9,016.8	9,434.6	9,535.6	
▼	% 1.9-	% 1.0-	3,128.0	3,155.2	3,096.0	
▲	% 1.2+	% 4.0+	2,601.8	2,673.1	2,704.7	
▲	% 1.4+	% 6.0+	2,260.4	2,361.8	2,396.0	

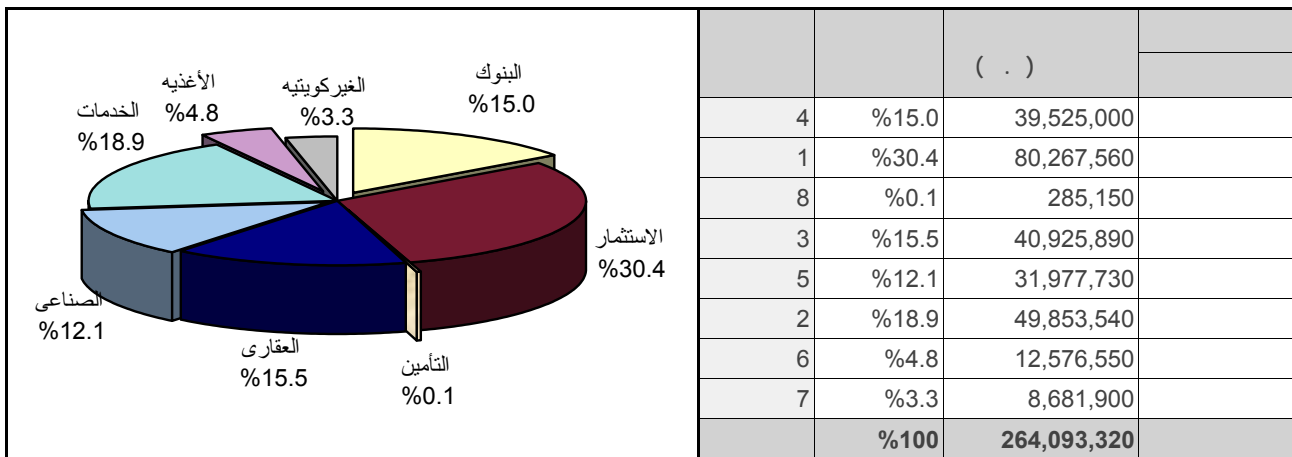
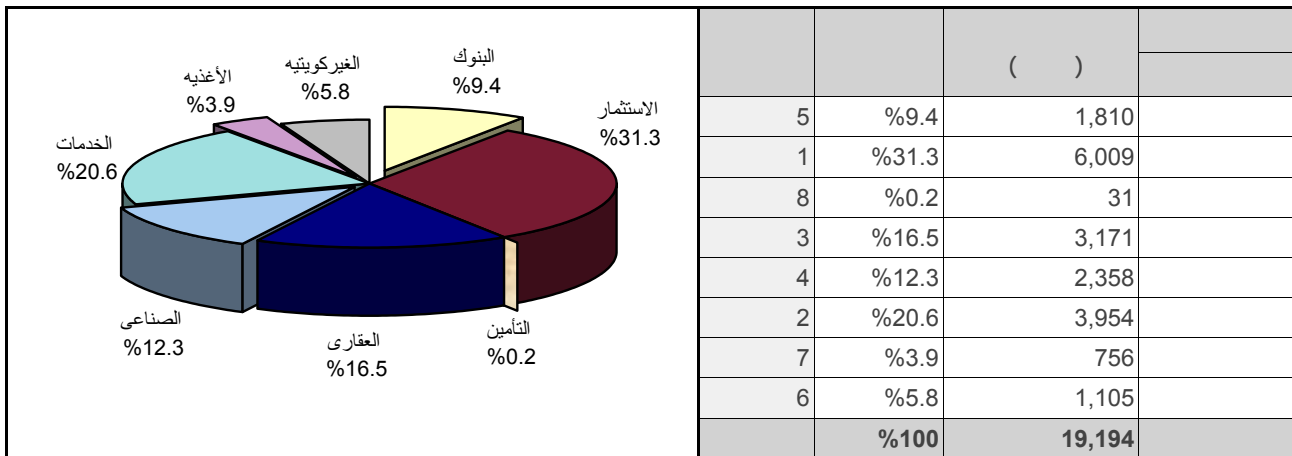
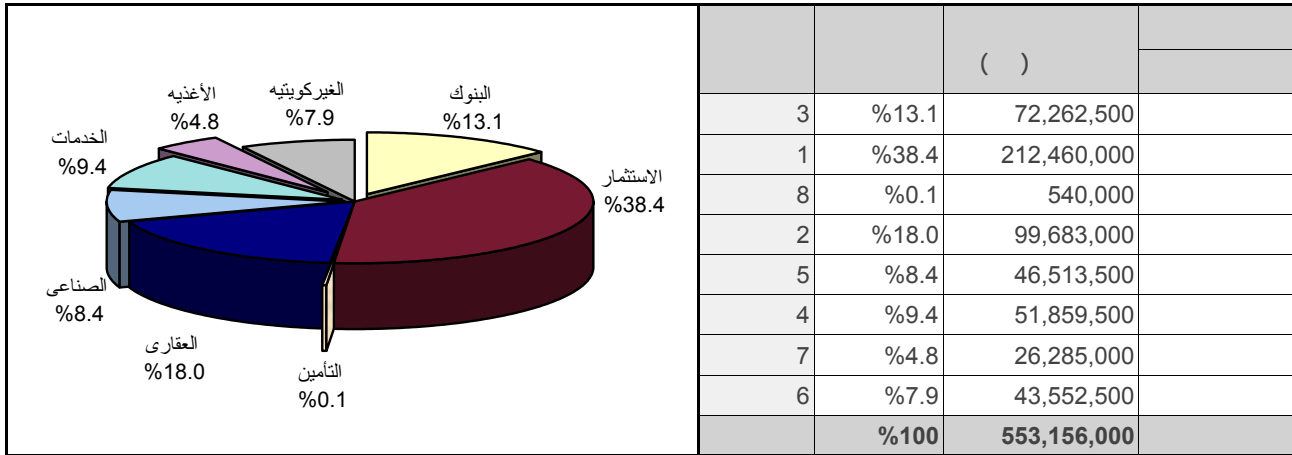
2004



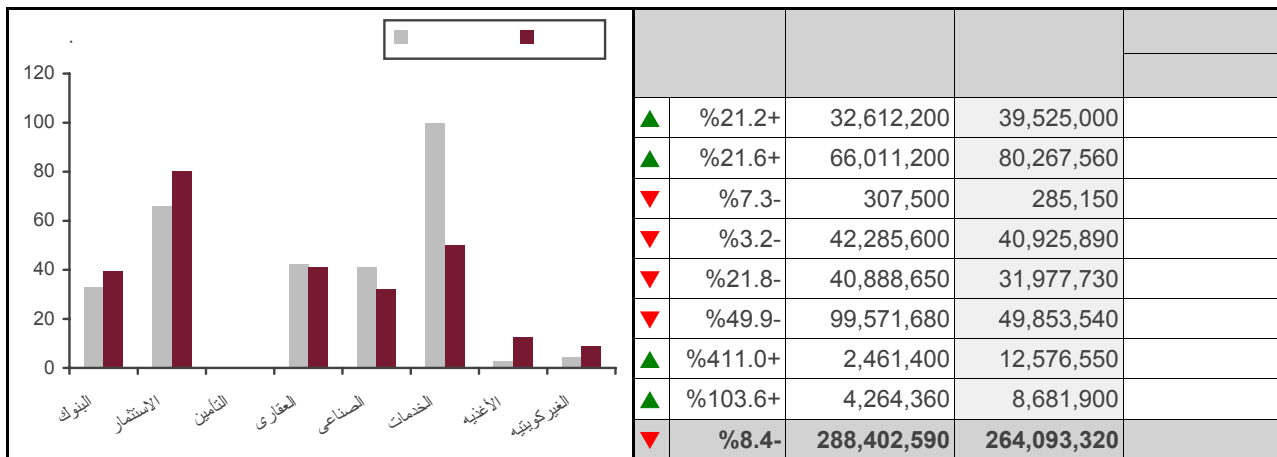
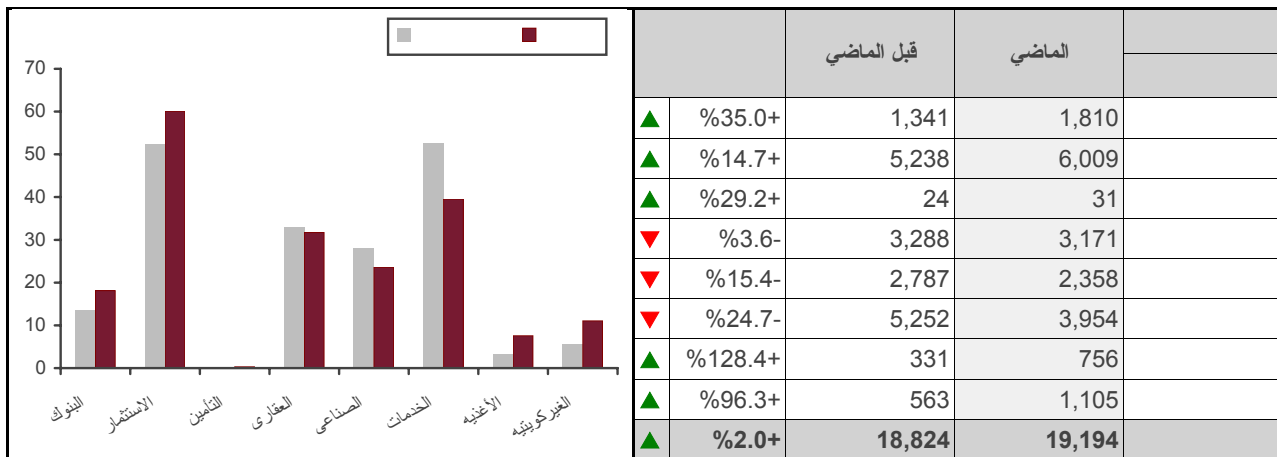
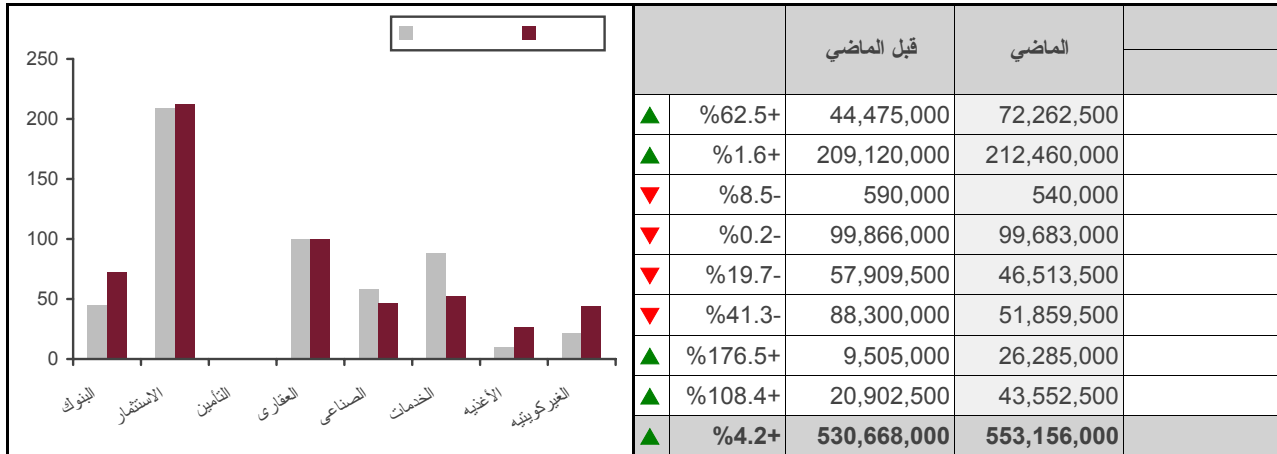
109

100	9	11	47	42	
103	6	8	76	19	

2004 24 20



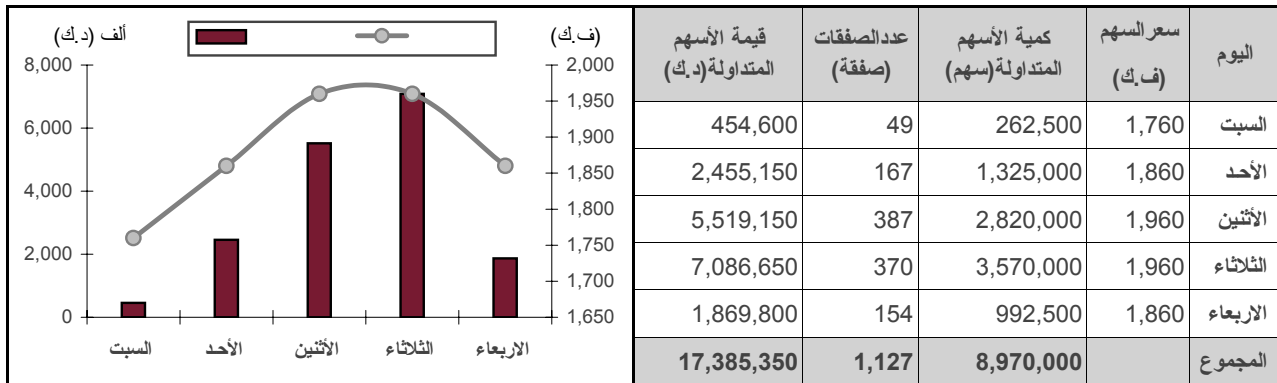
2004



الشركات الأكثر تداولاً من حيث قيمة الأسهم المتداولة خلال الفترة من 20 حتى 24 مارس عام 2004

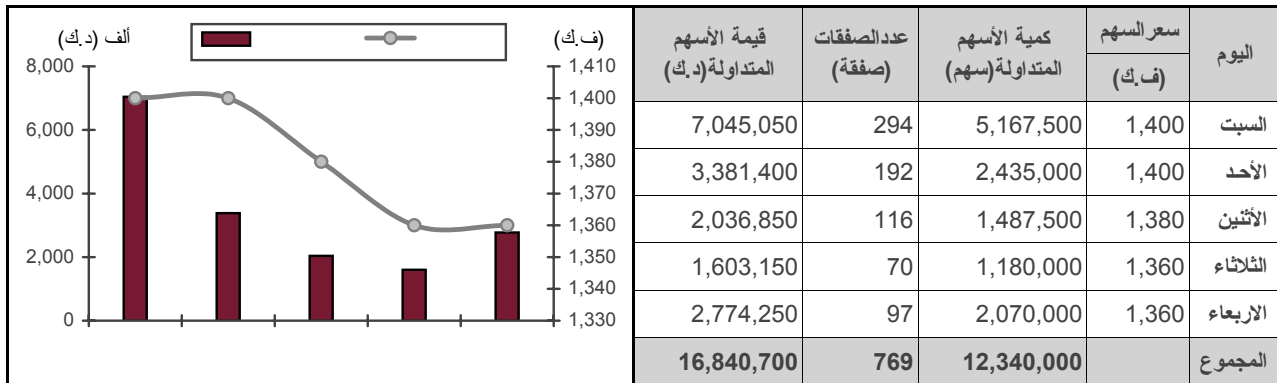
1,938 : ▲ %6.9

-1



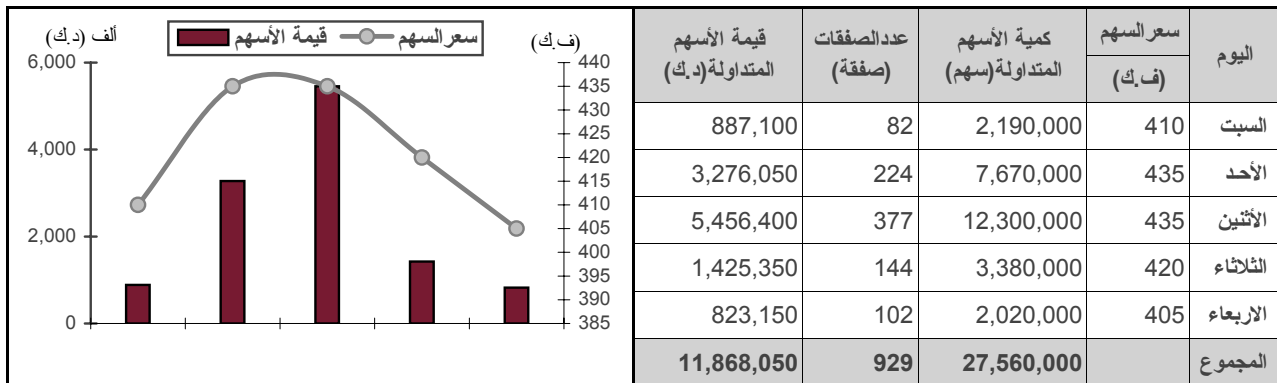
1,365 : ▲ %4.6

-2 شركة المخازن العمومية



431 : ▲ %2.5

-3 شركة عقارات الكويت



*

	%	(- +)			(.)	()	()				
▲	6.9+	120+	2004/03/17	1,740	17,385,350	1,127	8,970,000	1,860	1,760	2,020	1
▲	4.6+	60+	2004/03/17	1,300	16,840,700	769	12,340,000	1,360	1,360	1,420	2
▲	2.5+	10+	2004/03/17	395	11,868,050	929	27,560,000	405	410	455	3
▲	6.5+	40+	2004/03/17	620	10,777,100	713	16,635,000	660	620	700	4
↔	0	0	2004/03/17	580	10,401,750	306	17,740,000	580	590	590	5
▲	3.6+	40+	2004/03/17	1,120	10,400,100	1,033	8,740,000	1,160	1,140	1,240	6
▲	2.7+	10+	2004/03/17	365	9,730,950	386	26,170,000	375	370	380	7
▲	5.3+	25+	2004/03/17	475	9,416,400	373	18,965,000	500	490	510	8
▼	2.5-	10-	2004/03/17	400	9,151,900	639	23,010,000	390	390	415	9
▲	5.0+	60+	2004/03/17	1,200	8,998,500	586	7,187,500	1,260	1,240	1,280	10

	%	(- +)			(.)	()	()				
▲	5.8+	8+	2004/03/17	138	8,884,080	972	59,280,000	146	146	154	1
▲	2.5+	10+	2004/03/17	395	11,868,050	929	27,560,000	405	410	455	2
▲	2.7+	10+	2004/03/17	365	9,730,950	386	26,170,000	375	370	380	3
▼	2.5-	10-	2004/03/17	400	9,151,900	639	23,010,000	390	390	415	4
▼	3.6-	10-	2004/03/17	280	6,218,900	422	22,620,000	270	270	280	5
▼	0.9-	2-	2004/03/17	232	4,986,120	377	21,260,000	230	234	238	6
▲	5.3+	25+	2004/03/17	475	9,416,400	373	18,965,000	500	490	510	7
↔	0	0	2004/03/17	580	10,401,750	306	17,740,000	580	590	590	8
▲	6.5+	40+	2004/03/17	620	10,777,100	713	16,635,000	660	620	700	9
▲	7.9+	35+	2004/03/17	445	7,574,600	207	16,260,000	480	445	480	10

	%	(- +)			(.)	()	()				
▲	12.6+	22+	2004/03/17	174	1,398,040	230	7,400,000	196	176	204	1
▲	11.8+	20+	2004/03/17	170	505,840	81	2,780,000	190	172	190	2
▲	10.3+	40+	2004/03/17	390	439,600	74	980,000	430	415	470	3
▲	10.2+	60+	2004/03/17	590	701,250	118	1,075,000	650	590	670	4
▲	9.0+	30+	2004/03/16	335	25,950	7	70,000	365	360	385	5
▲	7.9+	35+	2004/03/17	445	7,574,600	207	16,260,000	480	445	480	6
▲	6.9+	120+	2004/03/17	1,740	17,385,350	1,127	8,970,000	1,860	1,760	2,020	7
▲	6.5+	30+	2004/03/17	460	1,770,750	208	3,545,000	490	485	520	8
▲	6.5+	40+	2004/03/17	620	10,777,100	713	16,635,000	660	620	700	9
▲	6.3+	25+	2004/03/17	395	2,232,100	257	5,400,000	420	400	430	10

	%	(- +)			(.)	()	()				
▼	29.0-	580-	2004/03/17	2,000	1,832,100	226	1,147,500	1,420	1,520	1,960	1
▼	13.7-	50-	2004/03/17	365	859,550	43	2,550,000	315	315	370	2
▼	10.2-	100-	2004/03/17	980	1,494,100	132	1,655,000	880	880	990	3
▼	10.1-	50-	2004/03/15	495	5,000	1	10,000	445	500	500	4
▼	10.0-	55-	2004/03/16	550	164,200	15	320,000	495	490	580	5
▼	9.1-	120-	2004/03/15	1,320	75,450	9	62,500	1,200	1,200	1,240	6
▼	7.1-	14-	2004/03/17	198	552,560	93	2,900,000	184	188	196	7
▼	7.0-	30-	2004/03/17	430	1,363,950	83	3,400,000	400	405	415	8
▼	5.1-	13-	2004/03/17	255	1,921,960	265	7,650,000	242	248	260	9
▼	4.4-	15-	2004/03/17	340	2,585,100	314	7,640,000	325	335	350	10

100

42

	%	(- +)			(.)		()	()				
▲	5.0+	140+	2004/03/17	2,800	5,096,760	570	1,793,000	2,940	2,740	3,040	1	
▲	6.9+	120+	2004/03/17	1,740	17,385,350	1,127	8,970,000	1,860	1,760	2,020	2	
▲	4.9+	80+	2004/03/17	1,620	726,250	86	417,500	1,700	1,680	1,780	3	
▲	4.6+	60+	2004/03/17	1,300	16,840,700	769	12,340,000	1,360	1,360	1,420	4	
▲	5.0+	60+	2004/03/17	1,200	8,998,500	586	7,187,500	1,260	1,240	1,280	5	
▲	3.2+	60+	2004/03/17	1,860	6,844,700	31	3,565,000	1,920	1,920	1,980	6	
▲	10.2+	60+	2004/03/17	590	701,250	118	1,075,000	650	590	670	7	
▲	6.5+	40+	2004/03/17	620	10,777,100	713	16,635,000	660	620	700	8	
▲	3.6+	40+	2004/03/17	1,120	10,400,100	1,033	8,740,000	1,160	1,140	1,240	9	
▲	4.8+	40+	2004/03/17	830	2,148,600	31	2,540,000	870	840	870	10	
▲	10.3+	40+	2004/03/17	390	439,600	74	980,000	430	415	470	11	
▲	2.2+	40+	2004/03/17	1,780	122,500	23	67,500	1,820	1,820	1,880	12	
▲	7.9+	35+	2004/03/17	445	7,574,600	207	16,260,000	480	445	480	13	
▲	3.5+	30+	2004/03/17	860	3,443,450	235	3,855,000	890	890	920	14	
▲	6.5+	30+	2004/03/17	460	1,770,750	208	3,545,000	490	485	520	15	
▲	9.0+	30+	2004/03/16	335	25,950	7	70,000	365	360	385	16	
▲	5.3+	25+	2004/03/17	475	9,416,400	373	18,965,000	500	490	510	17	
▲	6.3+	25+	2004/03/17	395	2,232,100	257	5,400,000	420	400	430	18	
▲	12.6+	22+	2004/03/17	174	1,398,040	230	7,400,000	196	176	204	19	
▲	3.7+	20+	2004/03/17	540	1,672,100	247	2,990,000	560	560	570	20	
▲	11.8+	20+	2004/03/17	170	505,840	81	2,780,000	190	172	190	21	
▲	4.2+	20+	2004/03/17	475	437,550	40	910,000	495	485	495	22	
▲	3.5+	20+	2004/03/17	570	47,100	6	80,000	590	590	600	23	
▲	2.5+	10+	2004/03/17	395	11,868,050	929	27,560,000	405	410	455	24	
▲	2.7+	10+	2004/03/17	365	9,730,950	386	26,170,000	375	370	380	25	
▲	1.7+	10+	2004/03/17	600	7,379,500	314	11,860,000	610	620	640	26	
▲	3.0+	10+	2004/03/17	330	2,925,750	292	8,580,000	340	335	350	27	
▲	1.4+	10+	2004/03/17	690	4,353,400	147	6,240,000	700	690	710	28	
▲	1.6+	10+	2004/03/17	610	1,831,950	98	2,965,000	620	620	630	29	
▲	1.4+	10+	2004/03/17	740	1,957,750	173	2,615,000	750	750	770)	30
▲	2.3+	10+	2004/03/16	430	44,000	2	100,000	440	440	440	31	
▲	2.0+	10+	2004/03/16	500	35,700	5	70,000	510	510	510	32	
▲	5.8+	8+	2004/03/17	138	8,884,080	972	59,280,000	146	146	154	33	
▲	3.3+	8+	2004/03/17	242	2,060,790	332	7,850,000	250	255	275	34	
▲	2.6+	6+	2004/03/17	230	3,557,320	264	15,180,000	236	232	236	35	
▲	3.7+	6+	2004/03/17	164	1,758,680	209	10,360,000	170	164	172	36	
▲	1.6+	5+	2004/03/17	320	2,022,950	110	6,240,000	325	325	335	37	
▲	1.5+	5+	2004/03/17	335	1,571,200	163	4,410,000	340	340	365	38	
▲	2.0+	5+	2004/03/17	250	165,400	22	660,000	255	255	255	39	
▲	2.2+	4+	2004/03/17	180	948,440	120	5,100,000	184	184	188	40	
▲	1.9+	2+	2004/03/17	106	760,800	171	6,900,000	108	108	114	41	
▲	0.8+	2+	2004/03/17	242	302,100	50	1,230,000	244	244	250	42	

100

47

	%	(- +)			(.)		()	()			
▼	29.0-	580-	2004/03/17	2,000	1,832,100	226	1,147,500	1,420	1,520	1,960	1
▼	9.1-	120-	2004/03/15	1,320	75,450	9	62,500	1,200	1,200	1,240	2
▼	10.2-	100-	2004/03/17	980	1,494,100	132	1,655,000	880	880	990	3
▼	3.6-	100-	2004/03/17	2,800	10,920	4	4,000	2,700	2,700	2,760	4
▼	1.5-	60-	2004/03/17	4,000	3,089,480	218	778,000	3,940	3,940	4,000	5
▼	10.0-	55-	2004/03/16	550	164,200	15	320,000	495	490	580	6
▼	13.7-	50-	2004/03/17	365	859,550	43	2,550,000	315	315	370	7
▼	10.1-	50-	2004/03/15	495	5,000	1	10,000	445	500	500	8
▼	1.7-	40-	2004/03/17	2,380	6,604,050	403	2,705,000	2,340	2,380	2,520	9
▼	3.8-	40-	2004/03/16	1,060	12,850	2	12,500	1,020	1,020	1,060	10
▼	7.0-	30-	2004/03/17	430	1,363,950	83	3,400,000	400	405	415	11
▼	2.8-	20-	2004/03/17	710	6,167,250	483	8,725,000	690	700	710	12
▼	3.9-	20-	2004/03/17	510	1,058,800	106	2,100,000	490	495	520	13
▼	1.6-	20-	2004/03/17	1,260	2,357,450	89	1,900,000	1,240	1,240	1,260	14
▼	0.6-	20-	2004/03/17	3,080	1,270,980	109	411,000	3,060	3,080	3,120	15
▼	3.7-	20-	2004/03/17	540	105,600	13	210,000	520	510	530	16
▼	4.4-	15-	2004/03/17	340	2,585,100	314	7,640,000	325	335	350	17
▼	3.3-	15-	2004/03/17	455	1,336,850	110	2,980,000	440	440	460	18
▼	7.1-	14-	2004/03/17	198	552,560	93	2,900,000	184	188	196	19
▼	5.1-	13-	2004/03/17	255	1,921,960	265	7,650,000	242	248	260	20
▼	2.5-	10-	2004/03/17	400	9,151,900	639	23,010,000	390	390	415	21
▼	3.6-	10-	2004/03/17	280	6,218,900	422	22,620,000	270	270	280	22
▼	3.8-	10-	2004/03/17	260	2,332,400	177	9,100,000	250	255	260	23
▼	2.9-	10-	2004/03/17	350	1,968,800	203	5,800,000	340	345	355	24
▼	2.0-	10-	2004/03/17	510	776,450	64	1,525,000	500	510	520	25
▼	1.6-	10-	2004/03/17	610	491,950	78	795,000	600	600	640	26
▼	1.8-	10-	2004/03/17	550	195,650	27	345,000	540	540	570	27
▼	1.2-	10-	2004/03/17	840	146,700	15	175,000	830	830	850	28
▼	2.5-	10-	2004/03/17	400	63,400	7	160,000	390	390	405	29
▼	3.8-	8-	2004/03/17	208	1,008,880	117	4,940,000	200	202	210	30
▼	3.5-	8-	2004/03/14	230	53,920	9	240,000	222	222	226	31
▼	2.5-	6-	2004/03/17	240	3,192,890	372	12,790,000	234	240	265	32
▼	2.4-	6-	2004/03/17	248	1,871,170	208	7,530,000	242	246	255	33
▼	2.7-	6-	2004/03/17	226	667,720	69	3,000,000	220	222	226	34
▼	3.3-	6-	2004/03/17	182	520,360	73	2,880,000	176	176	184	35
▼	1.8-	5-	2004/03/17	280	788,300	157	2,830,000	275	275	285	36
▼	1.3-	5-	2004/03/17	395	916,000	73	2,340,000	390	390	395	37
▼	1.9-	5-	2004/03/17	270	617,000	88	2,280,000	265	265	280	38
▼	1.4-	5-	2004/03/17	365	469,200	46	1,310,000	360	360	365	39
▼	1.2-	5-	2004/03/17	425	547,900	52	1,280,000	420	425	435	40
▼	1.6-	5-	2004/03/17	305	213,650	23	700,000	300	305	310	41
▼	1.6-	5-	2004/03/17	310	121,350	10	390,000	305	310	315	42
▼	1.4-	5-	2004/03/17	370	32,150	9	90,000	365	360	365	43
▼	1.8-	4-	2004/03/17	228	1,159,600	144	5,160,000	224	224	228	44
▼	0.9-	2-	2004/03/17	232	4,986,120	377	21,260,000	230	234	238	45
▼	0.9-	2-	2004/03/17	226	1,377,480	91	6,060,000	224	224	230	46
▼	0.8-	2-	2004/03/17	244	1,201,080	144	4,920,000	242	244	246	47

2004 24 20

1.7 + 291.72 35.6 + 4985.6

	%	(- +)			%	(.)	%		%	()	()			
▼	1.6-	20-	2004/03/17	1,260	0.9	2,357,450	0.5	89	0.3	1,900,000	1,240	1,240	1,260	1
▲	4.8+	40+	2004/03/17	830	0.8	2,148,600	0.2	31	0.5	2,540,000	870	840	870	2
▲	1.4+	10+	2004/03/17	690	1.6	4,353,400	0.8	147	1.1	6,240,000	700	690	710	3
▲	7.9+	35+	2004/03/17	445	2.9	7,574,600	1.1	207	2.9	16,260,000	480	445	480	4
▲	10.2+	60+	2004/03/17	590	0.3	701,250	0.6	118	0.2	1,075,000	650	590	670	5
▲	6.5+	40+	2004/03/17	620	4.1	10,777,100	3.7	713	3.0	16,635,000	660	620	700	6
▲	2.7+	10+	2004/03/17	365	3.7	9,730,950	2.0	386	4.7	26,170,000	375	370	380	7
↔	0	0	2004/03/17	1,300	0.7	1,881,650	0.6	119	0.3	1,442,500	1,300	1,300	1,340	8
					15.0	39,525,000	9.4	1,810	13.1	72,262,500	249.71	4,941.0		
▼	1.2-	5-	2004/03/17	425	0.2	547,900	0.3	52	0.2	1,280,000	420	425	435	9
▼	10.2-	100-	2004/03/17	980	0.6	1,494,100	0.7	132	0.3	1,655,000	880	880	990	10
▲	6.9+	120+	2004/03/17	1,740	6.6	17,385,350	5.9	1,127	1.6	8,970,000	1,860	1,760	2,020	11
↔	0	0	2004/03/17	385	0.4	1,045,800	0.3	55	0.5	2,670,000	385	385	395	12
▼	0.9-	2-	2004/03/17	232	1.9	4,986,120	2.0	377	3.8	21,260,000	230	234	238	13
▼	2.8-	20-	2004/03/17	710	2.3	6,167,250	2.5	483	1.6	8,725,000	690	700	710	14
▼	3.7-	20-	2004/03/17	540	0.0	105,600	0.1	13	0.0	210,000	520	510	530	15
▲	0.8+	2+	2004/03/17	242	0.1	302,100	0.3	50	0.2	1,230,000	244	244	250	16
▲	1.6+	10+	2004/03/17	610	0.7	1,831,950	0.5	98	0.5	2,965,000	620	620	630	17
▼	2.5-	10-	2004/03/17	400	3.5	9,151,900	3.3	639	4.2	23,010,000	390	390	415	18
▼	1.4-	5-	2004/03/17	365	0.2	469,200	0.2	46	0.2	1,310,000	360	360	365	19
▲	1.5+	5+	2004/03/17	335	0.6	1,571,200	0.8	163	0.8	4,410,000	340	340	365	20
▼	3.8-	8-	2004/03/17	208	0.4	1,008,880	0.6	117	0.9	4,940,000	200	202	210	21
▲	3.0+	10+	2004/03/17	330	1.1	2,925,750	1.5	292	1.6	8,580,000	340	335	350	22
↔	0	0	2002/03/31	92	0.0	0	0.0	0	0.0	0	92	0	0	23
▼	1.6-	5-	2004/03/17	310	0.0	121,350	0.1	10	0.1	390,000	305	310	315	24
↔	0	0	2004/03/17	400	0.2	477,150	0.3	52	0.2	1,190,000	400	400	405	25
▼	4.2-	10-	2004/03/17	240	0.0	0	0.0	0	0.0	0	230	0	0	26
▲	2.6+	6+	2004/03/17	230	1.3	3,557,320	1.4	264	2.7	15,180,000	236	232	236	27
▲	5.8+	8+	2004/03/17	138	3.4	8,884,080	5.1	972	10.7	59,280,000	146	146	154	28
▼	3.8-	10-	2004/03/17	260	0.9	2,332,400	0.9	177	1.6	9,100,000	250	255	260	29
▼	2.0-	10-	2004/03/17	510	0.3	776,450	0.3	64	0.3	1,525,000	500	510	520	30
▼	1.8-	5-	2004/03/17	280	0.3	788,300	0.8	157	0.5	2,830,000	275	275	285	31
↔	0	0	2004/03/17	580	3.9	10,401,750	1.6	306	3.2	17,740,000	580	590	590	32
▼	7.1-	14-	2004/03/17	198	0.2	552,560	0.5	93	0.5	2,900,000	184	188	196	33
▼	1.8-	4-	2004/03/17	228	0.4	1,159,600	0.8	144	0.9	5,160,000	224	224	228	34
▼	7.0-	30-	2004/03/17	430	0.5	1,363,950	0.4	83	0.6	3,400,000	400	405	415	35
▼	13.7-	50-	2004/03/17	365	0.3	859,550	0.2	43	0.5	2,550,000	315	315	370	36
					30.4	80,267,560	31.3	6,009	38.4	212,460,000	299.24	5,683.8		
↔	0	0	2004/03/16	520	0.0	0	0.0	0	0.0	0	520	0	0	37
▼	10.0-	55-	2004/03/16	550	0.1	164,200	0.1	15	0.1	320,000	495	490	580	38
▲	2.0+	10+	2004/03/16	500	0.0	35,700	0.0	5	0.0	70,000	510	510	510	39
↔	0	0	2004/03/15	560	0.0	85,250	0.1	11	0.0	150,000	560	570	570	40
					0.1	285,150	0.2	31	0.1	540,000	205.58	2,080.1		
▲	2.5+	10+	2004/03/17	395	4.5	11,868,050	4.8	929	5.0	27,560,000	405	410	455	41
▼	3.6-	10-	2004/03/17	280	2.4	6,218,900	2.2	422	4.1	22,620,000	270	270	280	42
▲	5.3+	25+	2004/03/17	475	3.6	9,416,400	1.9	373	3.4	18,965,000	500	490	510	43
▼	1.8-	10-	2004/03/17	550	0.1	195,650	0.1	27	0.1	345,000	540	540	570	44
▼	2.4-	6-	2004/03/17	248	0.7	1,871,170	1.1	208	1.4	7,530,000	242	246	255	45
▼	1.4-	5-	2004/03/17	370	0.0	32,150	0.0	9	0.0	90,000	365	360	365	46
↔	0	0	2000/03/29	58	0.0	0	0.0	0	0.0	0	58	0	0	47
▲	2.3+	10+	2004/03/16	430	0.0	44,000	0.0	2	0.0	100,000	440	440	440	48
▼	3.9-	20-	2004/03/17	510	0.4	1,058,800	0.6	106	0.4	2,100,000	490	495	520	49
▼	0.8-	2-	2004/03/17	244	0.5	1,201,080	0.8	144	0.9	4,920,000	242	244	246	50
▼	3.5-	8-	2004/03/14	230	0.0	53,920	0.0	9	0.0	240,000	222	222	226	51
▼	2.7-	6-	2004/03/17	226	0.3	667,720	0.4	69	0.5	3,000,000	220	222	226	52
▼	1.3-	5-	2004/03/17	395	0.3	916,000	0.4	73	0.4	2,340,000	390	390	395	53
▲	2.2+	4+	2004/03/17	180	0.4	948,440	0.6	120	0.9	5,100,000	184	184	188	54
▲	5.0+	140+	2004/03/17	2,800	1.9	5,096,760	3.0	570	0.3	1,793,000	2,940	2,740	3,040	55
▼	3.3-	15-	2004/03/17	455	0.5	1,336,850	0.6	110	0.5	2,980,000	440	440	460	56
					15.5	40,925,890	16.5	3,171	18.0	99,683,000	364.11	3,581.3		

2004 24 20

1.7 + 291.72 35.6 + 4985.6

	%	(- +)			%	(.)	%		%	()	()				
▲	1.7+	10+	2004/03/17	600	2.8	7,379,500	1.6	314	2.1	11,860,000	610	620	640	57	
▲	5.0+	60+	2004/03/17	1,200	3.4	8,998,500	3.1	586	1.3	7,187,500	1,260	1,240	1,280	58	
↔	0	0	2004/03/17	510	0.2	470,600	0.2	35	0.2	905,000	510	520	530	59	
▲	3.5+	30+	2004/03/17	860	1.3	3,443,450	1.2	235	0.7	3,855,000	890	890	920	60	
▼	0.6-	20-	2004/03/17	3,080	0.5	1,270,980	0.6	109	0.1	411,000	3,060	3,080	3,120	61	
▲	6.3+	25+	2004/03/17	395	0.8	2,232,100	1.3	257	1.0	5,400,000	420	400	430	62	
▼	2.5-	10-	2004/03/17	400	0.0	63,400	0.0	7	0.0	160,000	390	390	405	63	
▲	4.9+	80+	2004/03/17	1,620	0.3	726,250	0.4	86	0.1	417,500	1,700	1,680	1,780	64	
▼	10.1-	50-	2004/03/15	495	0.0	5,000	0.0	1	0.0	10,000	445	500	500	65	
↔	0	0	2004/03/15	435	0.0	0	0.0	0	0.0	0	435	0	0	66	
↔	0	0	2004/03/17	1,980	0.0	4,950	0.0	1	0.0	2,500	1,980	1,980	1,980	67	
▲	3.5+	20+	2004/03/17	570	0.0	47,100	0.0	6	0.0	80,000	590	590	600	68	
▼	4.4-	15-	2004/03/17	340	1.0	2,585,100	1.6	314	1.4	7,640,000	325	335	350	69	
↔	0	0	2004/03/17	540	1.6	4,305,500	1.8	347	1.4	7,790,000	540	540	570	70	
▼	1.2-	10-	2004/03/17	840	0.1	146,700	0.1	15	0.0	175,000	830	830	850	71	
↔	0	0	2004/03/10	780	0.0	0	0.0	0	0.0	0	780	0	0	72	
↔	0	0	2004/03/16	405	0.0	0	0.0	0	0.0	0	405	0	0	73	
↔	0	0	2004/03/17	550	0.1	186,050	0.2	33	0.1	330,000	550	550	580	74	
▲	9.0+	30+	2004/03/16	335	0.0	25,950	0.0	7	0.0	70,000	365	360	385	75	
↔	0	0	2004/03/17	395	0.0	86,600	0.0	5	0.0	220,000	395	395	395	76	
					12.1	31,977,730	12.3	2,358	8.4	46,513,500	299.39	3,708.9			
▼	9.1-	120-	2004/03/15	1,320	0.0	75,450	0.0	9	0.0	62,500	1,200	1,200	1,240	77	
↔	0	0	2004/03/16	280	0.0	24,800	0.0	7	0.0	90,000	280	280	280	78	
▲	4.6+	60+	2004/03/17	1,300	6.4	16,840,700	4.0	769	2.2	12,340,000	1,360	1,360	1,420	79	
▼	1.6-	10-	2004/03/17	610	0.2	491,950	0.4	78	0.1	795,000	600	600	640	80	
▼	1.5-	60-	2004/03/17	4,000	1.2	3,089,480	1.1	218	0.1	778,000	3,940	3,940	4,000	81	
▲	3.3+	8+	2004/03/17	242	0.8	2,060,790	1.7	332	1.4	7,850,000	250	255	275	82	
▲	1.6+	5+	2004/03/17	320	0.8	2,022,950	0.6	110	1.1	6,240,000	325	325	335	83	
▲	4.2+	20+	2004/03/17	475	0.2	437,550	0.2	40	0.2	910,000	495	485	495	84	
▼	29.0-	580-	2004/03/17	2,000	0.7	1,832,100	1.2	226	0.2	1,147,500	1,420	1,520	1,960	85	
▲	3.7+	20+	2004/03/17	540	0.6	1,672,100	1.3	247	0.5	2,990,000	560	560	570	86	
▲	6.5+	30+	2004/03/17	460	0.7	1,770,750	1.1	208	0.6	3,545,000	490	485	520	87	
▼	3.6-	100-	2004/03/17	2,800	0.0	10,920	0.0	4	0.0	4,000	2,700	2,700	2,760	88	
▼	1.7-	40-	2004/03/17	2,380	2.5	6,604,050	2.1	403	0.5	2,705,000	2,340	2,380	2,520	89	
▲	3.6+	40+	2004/03/17	1,120	3.9	10,400,100	5.4	1,033	1.6	8,740,000	1,160	1,140	1,240	90	
▲	10.3+	40+	2004/03/17	390	0.2	439,600	0.4	74	0.2	980,000	430	415	470	91	
▲	2.2+	40+	2004/03/17	1,780	0.0	122,500	0.1	23	0.0	67,500	1,820	1,820	1,880	92	
▲	1.4+	10+	2004/03/17	740	0.7	1,957,750	0.9	173	0.5	2,615,000	750	750	770	()	93
					18.9	49,853,540	20.6	3,954	9.4	51,859,500	393.51	9,535.6			
▼	1.9-	5-	2004/03/17	270	0.2	617,000	0.5	88	0.4	2,280,000	265	265	280	94	
▼	5.1-	13-	2004/03/17	255	0.7	1,921,960	1.4	265	1.4	7,650,000	242	248	260	95	
▼	2.5-	6-	2004/03/17	240	1.2	3,192,890	1.9	372	2.3	12,790,000	234	240	265	96	
▲	3.2+	60+	2004/03/17	1,860	2.6	6,844,700	0.2	31	0.6	3,565,000	1,920	1,920	1,980	97	
					4.8	12,576,550	3.9	756	4.8	26,285,000	259.77	3,096.0			
↔	0	0	2002/10/30	29	0.0	0	0.0	0	0.0	0	29	0	0	98	
▼	0.9-	2-	2004/03/17	226	0.5	1,377,480	0.5	91	1.1	6,060,000	224	224	230	99	
▲	2.0+	5+	2004/03/17	250	0.1	165,400	0.1	22	0.1	660,000	255	255	255	100	
▼	1.6-	5-	2004/03/17	305	0.1	213,650	0.1	23	0.1	700,000	300	305	310	101	
▲	11.8+	20+	2004/03/17	170	0.2	505,840	0.4	81	0.5	2,780,000	190	172	190	102	
▲	3.7+	6+	2004/03/17	164	0.7	1,758,680	1.1	209	1.9	10,360,000	170	164	172	103	
▲	1.9+	2+	2004/03/17	106	0.3	760,800	0.9	171	1.2	6,900,000	108	108	114	104	
▲	12.6+	22+	2004/03/17	174	0.5	1,398,040	1.2	230	1.3	7,400,000	196	176	204	105	
▼	3.3-	6-	2004/03/17	182	0.2	520,360	0.4	73	0.5	2,880,000	176	176	184	106	
▼	3.8-	40-	2004/03/16	1,060	0.0	12,850	0.0	2	0.0	12,500	1,020	1,020	1,060	107	
↔	0	0	2004/03/10	315	0.0	0	0.0	0	0.0	0	315	0	0	108	
▼	2.9-	10-	2004/03/17	350	0.7	1,968,800	1.1	203	1.0	5,800,000	340	345	355	109	
					3.3	8,681,900	5.8	1,105	7.9	43,552,500	208.73	2,704.7			
					100	264,093,320	100	19,194	100	553,156,000					
↔	0	0	2003/12/31	1,460		0		0		0	1,460	0	0	1	
▲	7.8+	100+	2004/03/17	1,280		1,380		1		1,000	1,380	1,380	1,380	2	
↔	0	0	2004/03/17	980		0		0		0	980	0	0	3	
↔	0	0	2004/03/14	1,120		0		0		0	1,120	0	0	()	4
↔	0	0	2004/03/08	1,040		0		0		0	1,040	0	0	()	5
						1,380		1		1,000	224.61	2,396.0			
						264,094,700		19,195		553,157,000					