


شركة الاستثمارات الوطنية  
NATIONAL INVESTMENTS COMPANY



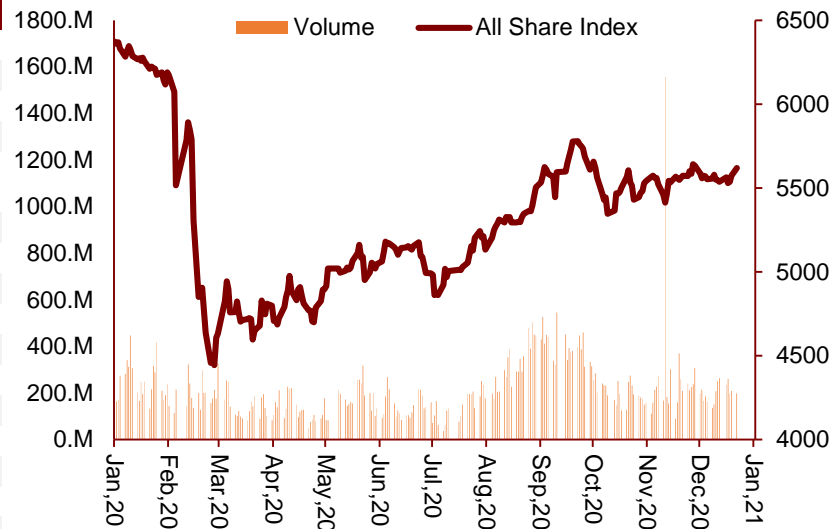
## GCC DAILY MARKET WRAP

Wednesday, January 27, 2021



### Market Watch

Description	Close	Day Δ	WTD	MTD	QTD	YTD	M Cap (in Bn)	PBV	PE
<b>Kuwait</b>		%	%	%	%	%			
Kuwait All Share Index	5,752.78	0.45	1.15	3.73	3.73	3.73	33.22 KWD	1.83	22.40
Kuwait Premier Index	6,289.88	0.53	1.43	3.95	3.95	3.95	24.19 KWD	2.00	19.50
Kuwait Main Index	4,694.49	0.21	0.38	3.12	3.12	3.12	9.03 KWD	1.37	25.30
NIC 50	6,922.94	0.48	1.38	3.87	3.88	3.95	28.60 KWD	1.57	15.56
<b>Kuwait Sector</b>									
Banking	1,302.14	0.80	1.66	3.14	3.14	3.14	19.04 KWD	1.98	20.50
Telecom	1,158.69	0.02	0.06	5.11	5.11	5.11	3.55 KWD	1.98	14.93
Industrials	942.32	-0.46	0.66	5.75	5.75	5.75	3.37 KWD	1.56	19.25
Financial services	969.70	0.16	2.09	4.30	4.30	4.30	2.47 KWD	0.94	20.00
Real estate	1,010.01	-0.51	0.12	6.02	6.02	6.02	2.18 KWD	1.12	19.75
Basic materials	942.25	1.06	-0.36	4.86	4.86	4.86	0.83 KWD	1.30	19.50
Health care	816.10	0.00	-1.03	-1.27	-1.27	-1.27	0.40 KWD	6.11	19.50
Consumer services	837.02	0.97	-0.11	2.25	2.25	2.25	0.43 KWD	2.86	9.15
Insurance	1,193.33	1.00	0.63	3.21	3.21	3.21	0.45 KWD	1.07	5.02
Consumer goods	736.63	0.67	-0.32	-1.30	-1.30	-1.30	0.22 KWD	1.46	23.91
Oil and Gas	1,252.64	0.02	-0.96	-1.93	-1.93	-1.93	0.26 KWD	1.44	19.50
Technology	523.80	0.14	-0.69	4.20	4.20	4.20	0.01 KWD	0.58	0.00



What Move the GCC markets ,

Description	Close	Day Δ	WTD	MTD	QTD	YTD	M Cap (in Bn)	PBV	PE
<b>GCC Markets</b>		%	%	%	%	%			
Saudi (TASI)	8,784.12	-0.07	-1.04	1.09	1.09	1.09	9,078 SAR	5.91	30.91
Qatar (QE Index)	10,647.88	0.08	-0.85	2.00	2.00	2.00	556 QAR	1.72	12.50
Dubai (DFMGI)	2,726.35	1.05	-0.34	9.41	9.41	9.41	292 AED	1.25	14.28
Abu Dhabi (ADI)	5,661.84	1.42	0.90	12.22	12.22	12.22	792 AED	4.47	16.77
Bahrain (BAX)	1,463.17	0.13	0.72	-1.79	-1.79	-1.79	15 BHD	1.32	10.79
MUSCAT SE INDEX	3,660.16	-0.48	-2.33	0.04	0.04	0.04	4 OMR	0.78	12.38
<b>Developed Markets</b>									
MSCI World Index	2,754.12	-0.10	-0.06	2.38	2.38	2.38			
U.S. (S&P 500)	3,849.62	0.00	0.21	2.49	2.49	2.49			
U.K. (FTSE 100)	6,590.51	-0.95	-1.56	2.01	2.01	2.01			
Japan (Topix)	1,860.07	0.65	0.18	3.07	3.07	3.07			
<b>Emerging Markets</b>									
MSCI EM Index	1,388.76	-1.52	-0.29	7.55	7.55	7.55			
China (SSE Composite)	3,573.34	0.11	-0.93	2.89	2.89	2.89			
India (Sensex)	47,409.93	-1.94	-3.02	-0.73	-0.73	-0.73			

### Oil Prices

Oil prices were steady Wednesday as industry data showed U.S. crude stockpiles fell unexpectedly last week and China, the world's second-biggest oil user, reported its lowest daily rise in Covid-19 cases, bolstering hopes of a pick-up in demand . **Brent crude futures climbed 10 cents, or 0.18%, to \$56.01 a barrel, adding to a small gain on Tuesday.**

### Kuwait Market

The market are closed today up by 0.45%, value traded 64.2 million KD, Premier market value traded reach 42 million KD and closed at 6,290 change by 0.53% , oil prices is \$556 a barrel,

### Saudi Market

The Market closed by -0.07%, today market Performance are linked to oil prices above \$56 a barrel and vaccine expected positive effect on overall economy .

# DAILY MARKETS WRAP,

## NIC RESEARCH AND STUDIES DEP



Description	Close	Day Δ	WTD	MTD	QTD	YTD	M Cap (in Bn)	PBV	PE
		%	%	%	%	%			
<b>Blue Chip Watch</b>									
<b>Kuwait</b>									
NBK	0.874	1.16	2.22	4.05	4.05	4.05	5.91 KWD	1.63	237387.42
KFH	0.713	1.13	1.42	5.32	5.32	5.32	5.40 KWD	2.86	33.64
Zain	0.632	0.00	0.16	4.29	4.29	4.29	2.73 KWD	2.15	13.99
BOUBYAN BANK	0.573	-0.87	-0.17	0.88	0.88	0.88	1.75 KWD	3.01	48.05
Agility	0.758	-1.04	1.20	12.13	12.13	12.13	1.55 KWD	1.31	25.57
<b>Saudi Arabia</b>									
ARAMCO	34.80	0.29	0.00	-0.57	-0.57	-0.57	6,939.63 SAR	6.90	33.38
SABIC	101.60	0.00	-2.12	0.20	0.20	0.20	304.78 SAR	1.85	0.00
STC	111.80	0.18	0.36	5.47	5.47	5.47	223.19 SAR	3.50	20.14
AL-RAJHI BANK	73.00	0.00	-1.22	-0.82	-0.82	-0.82	182.49 SAR	3.32	19.14
NCB	43.80	0.00	-3.31	1.04	1.04	1.04	130.97 SAR	1.73	12.02
<b>United Arab Emirates</b>									
ETISALAT.AD	20.00	0.40	2.46	18.22	18.22	18.22	173.23 AED	3.70	19.38
FAB.AD	15.02	2.46	0.40	16.28	16.28	16.28	160.08 AED	1.58	16.13
EMIRATES NBD	11.90	2.59	2.59	15.53	15.53	15.53	73.27 AED	0.89	9.87
DB ISLAMIC BK	5.10	2.00	1.39	10.63	10.63	10.63	36.20 AED	0.97	9.55
EMAAR PROPERT	3.87	0.00	-3.73	9.63	9.63	9.63	27.71 AED	0.49	6.61
<b>Qatar</b>									
QNB	17.92	0.56	-1.81	0.50	0.50	0.50	164.53 QAR	1.72	14.96
INDUSTRIES QAT	12.10	0.75	0.41	11.32	11.32	11.32	72.63 QAR	2.21	48.78
QA ISLAMIC BK	17.00	0.06	-0.64	-0.70	-0.70	-0.70	40.13 QAR	1.80	14.04
MASRAF AL RAYA	4.45	0.18	1.07	-1.77	-1.77	-1.77	33.30 QAR	2.32	15.31
MESAIEED PETRO	2.05	0.54	-0.83	-0.88	-0.88	-0.88	25.54 QAR	1.64	24.84
<b>OMAN</b>									
BANK MUSCAT	0.404	2.54	-1.48	1.01	1.01	1.01	1.28 OMR	0.64	8.33
OMANTEL	0.760	0.00	0.00	4.97	4.97	4.97	0.57 OMR	1.03	7.69
BANK DHOFAR	0.105	0.00	-1.89	7.22	7.22	7.22	0.31 QAR	0.45	14.93
NAT BANK OF OMAN	0.132	-9.59	-10.74	-16.87	-16.87	-16.87	0.24 QAR	0.45	12.71
OMINVEST	0.318	0.63	-1.25	-6.51	-6.51	-6.51	0.26 QAR	0.99	6.85

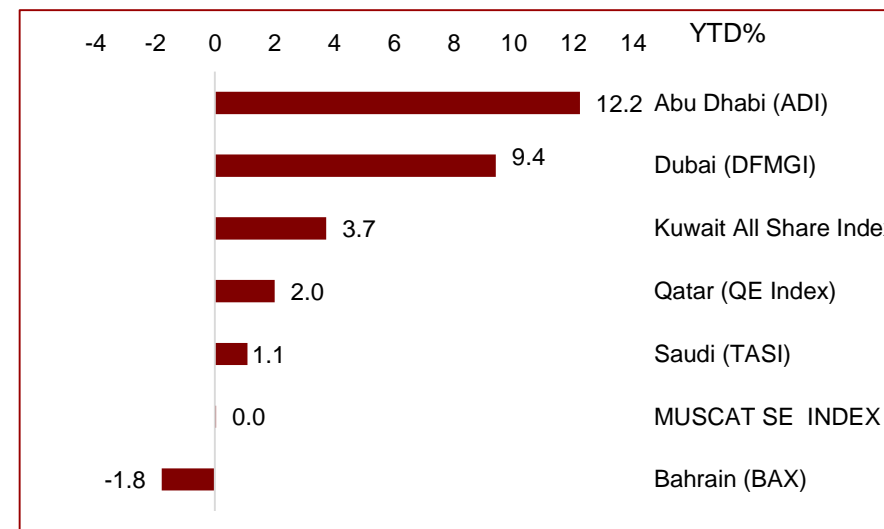
### Foreign Holdings

Date	NBK	GBK	CBK	ABK	MUTAHED	KIB	BURG	KFH	BOUB	WARBA
13-Jan-21	19.89%	12.46%	0.06%	0.98%	0.27%	4.68%	3.15%	10.20%	5.09%	3.89%
20-Jan-21	19.97%	12.56%	0.06%	1.00%	0.28%	4.67%	3.15%	10.27%	5.09%	3.90%

### End of Report

The information contained in this document is proprietary to NIC and is for use only by the persons to whom it is issued. This document is confidential and may not be distributed either in part or in whole without the express agreement of NIC. It is intended solely for the use of the individual or entity to whom it is addressed and others authorized to receive it.

Sources, Bursa Kuwait, Refinitiv, NIC



### Leading Sector Performance

The market are up today by +0.45 % The leading sector best performance indices today are Basic materials 1.06 % Insurance 1 % Consumer services 0.97 % respectively.

from YTD performance perspective the best sector performance are Real estate by 6.02 % while the bottom sector performance is Oil and Gas by -1.93 %.

Telecommunication sector are up today by +0.02 % and act defensively in COVID19 also it outperform Kuwait all Share Index in YTD perspective by +1.38 %.

### KSA

Saudi Armco are have positive performance today by +0.29 %, SABIC flat performance today 0 %

STC are have positive performance today by +0.18 %, Al Rajhi Bank flat performance today 0 %.

### UAE

ETISALAT AD close +0.4% and act defensively with COVID19



شركة الاستثمار الوطنية  
NATIONAL INVESTMENTS COMPANY

Sharq, Al Mutanabi Street, Khaleejia Tower | P.O. Box 25667, Safat 13117, Kuwait

T.: +965 2226 6666 | Fax: +965 2226 6793 | [www.nic.com.kw](http://www.nic.com.kw)