


شركة الاستثمارات الوطنية  
NATIONAL INVESTMENTS COMPANY



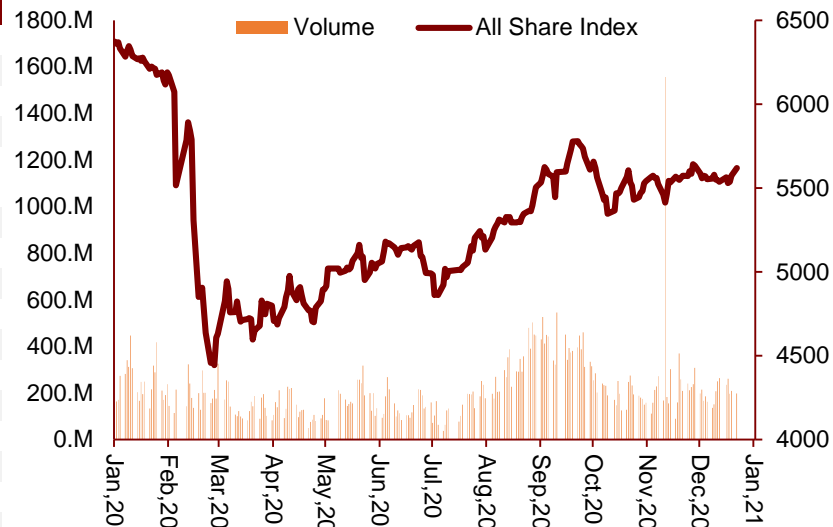
## GCC DAILY MARKET WRAP

Thursday, January 28, 2021



### Market Watch

Description	Close	Day Δ	WTD	MTD	QTD	YTD	M Cap (in Bn)	PBV	PE
<b>Kuwait</b>		%	%	%	%	%			
Kuwait All Share Index	5,747.89	-0.09	1.07	3.64	3.64	3.64	33.42 KWD	1.83	22.40
Kuwait Premier Index	6,284.66	-0.08	1.35	3.86	3.86	3.86	24.35 KWD	2.00	19.50
Kuwait Main Index	4,690.23	-0.09	0.29	3.03	3.03	3.03	9.07 KWD	1.37	25.30
NIC 50	6,916.04	-0.10	1.30	3.78	3.79	3.86	28.60 KWD	1.57	15.56
<b>Kuwait Sector</b>									
Banking	1,301.67	-0.04	1.62	3.11	3.11	3.11	19.22 KWD	1.98	20.50
Telecom	1,164.39	0.49	0.56	5.63	5.63	5.63	3.55 KWD	1.98	14.95
Industrials	933.74	-0.91	-0.26	4.79	4.79	4.79	3.36 KWD	1.55	17.89
Financial services	969.59	-0.01	2.08	4.29	4.29	4.29	2.48 KWD	0.94	20.00
Real estate	1,003.91	-0.60	-0.48	5.38	5.38	5.38	2.17 KWD	1.10	19.75
Basic materials	944.29	0.22	-0.14	5.09	5.09	5.09	0.84 KWD	1.31	19.50
Health care	816.10	0.00	-1.03	-1.27	-1.27	-1.27	0.40 KWD	6.11	19.50
Consumer services	844.60	0.91	0.79	3.18	3.18	3.18	0.43 KWD	2.87	9.14
Insurance	1,190.89	-0.20	0.42	3.00	3.00	3.00	0.45 KWD	1.07	5.13
Consumer goods	739.83	0.43	0.12	-0.87	-0.87	-0.87	0.23 KWD	1.46	23.94
Oil and Gas	1,236.27	-1.31	-2.26	-3.21	-3.21	-3.21	0.26 KWD	1.44	19.50
Technology	525.26	0.28	-0.41	4.49	4.49	4.49	0.01 KWD	0.58	0.00



What Move the GCC markets ,

Description	Close	Day Δ	WTD	MTD	QTD	YTD	M Cap (in Bn)	PBV	PE
<b>GCC Markets</b>		%	%	%	%	%			
Saudi (TASI)	8,807.02	0.26	-0.78	1.35	1.35	1.35	9,095 SAR	5.93	30.86
Qatar (QE Index)	10,544.54	-0.97	-1.79	1.04	1.04	1.04	556 QAR	1.73	12.50
Dubai (DFMGI)	2,697.15	-1.07	-1.41	8.23	8.23	8.23	295 AED	1.25	14.78
Abu Dhabi (ADI)	5,641.77	-0.35	0.54	11.82	11.82	11.82	799 AED	4.49	16.87
Bahrain (BAX)	1,457.27	-0.40	0.31	-2.18	-2.18	-2.18	15 BHD	1.32	10.83
MUSCAT SE INDEX	3,649.12	-0.30	-2.63	-0.26	-0.26	-0.26	4 OMR	0.79	12.36
<b>Developed Markets</b>									
MSCI World Index	2,694.42	-2.17	-2.22	0.16	0.16	0.16			
U.S. (S&P 500)	3,750.77	-2.75	-2.36	-0.14	-0.14	-0.14			
U.K. (FTSE 100)	6,515.11	-0.80	-2.69	0.85	0.85	0.85			
Japan (Topix)	1,838.85	-1.14	-0.96	1.89	1.89	1.89			
<b>Emerging Markets</b>									
MSCI EM Index	1,371.42	-1.25	-1.54	6.21	6.21	6.21			
China (SSE Composite)	3,505.18	-1.91	-2.82	0.92	0.92	0.92			
India (Sensex)	46,874.36	-1.13	-4.06	-1.80	-1.80	-1.80			

### Oil Prices

Oil prices slid in early trade on Thursday on fresh worries about weakened fuel demand, after England clamped down on travel and China, the world's second-largest oil consumer. **Brent crude futures fell 16 cents, or 0.3%, to \$55.65 a barrel, after losing 10 cents on Wednesday.**

### Kuwait Market

The market are closed today down by 0.09%, value traded 47.8 million KD, Premier market value traded reach 28.4 million KD and closed at 6,284 change by -0.08% , oil prices is \$55 a barrel,

### Saudi Market

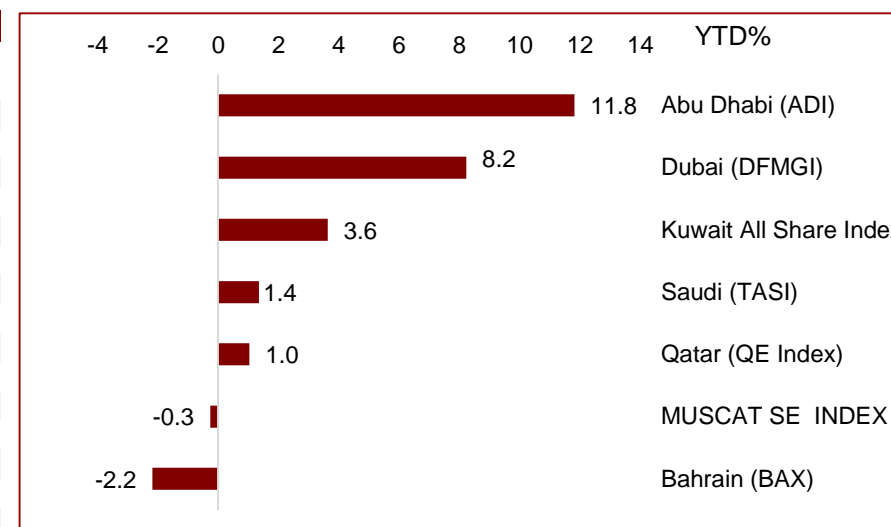
The Market closed by +0.26%, today market Performance are linked to oil prices above \$56 a barrel and vaccine expected positive effect on overall economy .

# DAILY MARKETS WRAP,

## NIC RESEARCH AND STUDIES DEP



Description	Close	Day Δ	WTD	MTD	QTD	YTD	M Cap (in Bn)	PBV	PE
<b>Blue Chip Watch</b>									
<b>Kuwait</b>									
NBK	0.873	-0.11	1.99	3.81	3.81	3.81	5.99 KWD	1.60	27.00
KFH	0.715	0.28	1.71	5.61	5.61	5.61	5.47 KWD	2.89	34.02
Zain	0.633	0.16	0.16	4.29	4.29	4.29	2.74 KWD	2.15	13.99
BOUBYAN BANK	0.574	0.17	-0.52	0.53	0.53	0.53	1.74 KWD	2.98	28.00
Agility	0.749	-1.19	0.00	10.80	10.80	10.80	1.54 KWD	1.30	25.30
<b>Saudi Arabia</b>									
ARAMCO	34.75	-0.14	-0.14	-0.71	-0.71	-0.71	6,960.00 SAR	6.92	33.33
SABIC	102.60	0.98	-1.16	1.18	1.18	1.18	304.80 SAR	1.85	0.00
STC	113.20	1.25	1.62	6.79	6.79	6.79	223.60 SAR	3.51	20.14
AL-RAJHI BANK	73.00	0.00	-1.22	-0.82	-0.82	-0.82	182.50 SAR	3.32	18.96
NCB	43.10	-1.60	-4.86	-0.58	-0.58	-0.58	130.98 SAR	1.73	11.75
<b>United Arab Emirates</b>									
ETISALAT.AD	19.88	-0.60	2.77	18.58	18.58	18.58	173.94 AED	3.71	19.45
FAB.AD	15.02	0.00	0.54	16.43	16.43	16.43	164.02 AED	1.62	16.17
EMIRATES NBD	11.80	-0.84	1.72	14.56	14.56	14.56	75.17 AED	0.91	11.90
DB ISLAMIC BK	5.04	-1.18	0.20	9.33	9.33	9.33	36.93 AED	0.99	9.74
EMAAR PROPERT	3.80	-1.81	-5.47	7.65	7.65	7.65	27.71 AED	0.49	6.61
<b>Qatar</b>									
QNB	18.01	0.50	-1.32	1.01	1.01	1.01	165.52 QAR	1.73	15.04
INDUSTRIES QAT	12.05	-0.41	0.00	10.86	10.86	10.86	73.21 QAR	2.23	49.15
QA ISLAMIC BK	16.60	-2.35	-1.52	-1.58	-1.58	-1.58	40.17 QAR	1.80	14.04
MASRAF AL RAYA	4.39	-1.35	-0.09	-2.89	-2.89	-2.89	33.38 QAR	2.32	15.34
MESAIEED PETRO	2.03	-0.78	-0.88	-0.93	-0.93	-0.93	25.69 QAR	1.65	24.97
<b>OMAN</b>									
BANK MUSCAT	0.402	0.50	-0.99	1.52	1.52	1.52	1.30 OMR	0.65	8.33
OMANTEL	0.760	0.00	0.00	4.97	4.97	4.97	0.57 OMR	1.03	7.69
BANK DHOFAR	0.104	0.00	-1.89	7.22	7.22	7.22	0.31 QAR	0.45	14.93
NAT BANK OF OMAN	0.130	-2.26	-16.11	-21.87	-21.87	-21.87	0.22 QAR	0.41	12.71
OMINVEST	0.314	-0.63	-1.87	-7.10	-7.10	-7.10	0.26 QAR	0.99	6.85



### Leading Sector Performance

The market are down today by -0.09 % The leading sector bottom performance indices today are Oil and Gas -1.31 % Industrials -0.91 % Real estate -0.6 % respectively.

from YTD performance perspective the best sector performance are Telecom by 5.63 % while the bottom sector performance is Oil and Gas by -3.21 %.

Telecommunication sector are up today by + 0.49 % and act defensively in COVID19 also it outperform Kuwait all Share Index in YTD perspective by + 1.99 %.

### KSA

Saudi Armco are have negative performance today by -0.14 %, SABIC have positive performance today by + 0.98 %.  
STC are have positive performance today by + 1.25 %, Al Rajhi Bank flat performance today 0 %.

### UAE

ETISALAT AD close -0.60% and act defensively with COVID19

Foreign Holdings										
Date	NBK	GBK	CBK	ABK	MUTAHED	KIB	BURG	KFH	BOUB	WARBA
20-Jan-21	19.97%	12.56%	0.06%	1.00%	0.28%	4.67%	3.15%	10.27%	5.09%	3.90%
27-Jan-21	20.02%	12.48%	0.06%	1.00%	0.28%	4.69%	3.09%	10.30%	5.07%	3.93%

### End of Report

The information contained in this document is proprietary to NIC and is for use only by the persons to whom it is issued. This document is confidential and may not be distributed either in part or in whole without the express agreement of NIC. It is intended solely for the use of the individual or entity to whom it is addressed and others authorized to receive it.



شركة الاستثمار الوطنية  
NATIONAL INVESTMENTS COMPANY

Sharq, Al Mutanabi Street, Khaleejia Tower | P.O. Box 25667, Safat 13117, Kuwait

T.: +965 2226 6666 | Fax: +965 2226 6793 | [www.nic.com.kw](http://www.nic.com.kw)