


شركة الاستثمار الوطنية
NATIONAL INVESTMENTS COMPANY

GCC DAILY MORNING BRIEF

Wednesday, February 9, 2022



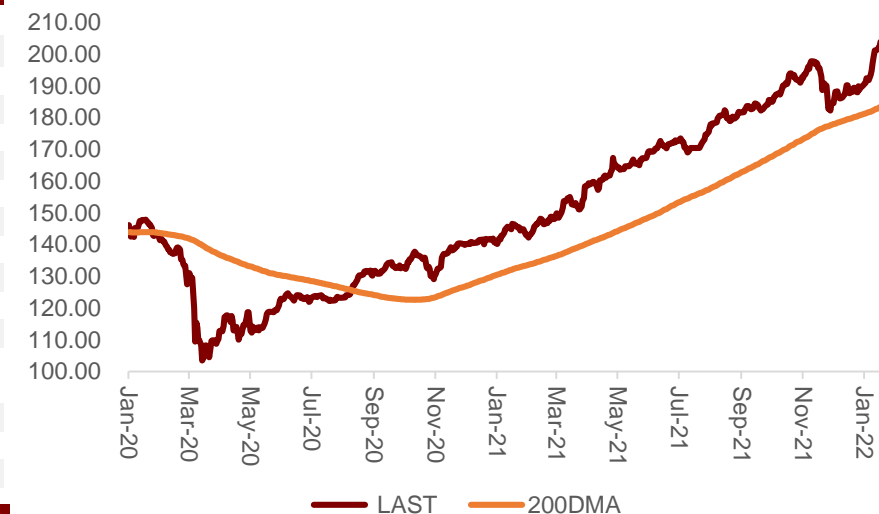


Market Watch

Wednesday, February 9, 2022

Description	Close	Day Δ	WTD	MTD	QTD	YTD	M Cap (in Bn)	PBV	PE
GCC Markets									
		%	%	%	%	%			
Saudi (TASI)	12,205.470	-0.17	0.52	-0.54	8.19	8.19	10,447 SAR	2.61	18.80
Qatar (QE Index)	12,817.250	1.14	1.28	2.55	10.25	10.25	644 QAR	1.79	16.22
Dubai (DFMGI)	3,245.560	1.00	2.36	1.33	1.55	1.55	315 AED	1.56	17.83
Abu Dhabi (ADI)	8,841.850	0.71	1.25	1.58	4.16	4.16	1,435 AED	1.79	35.48
Bahrain (BAX)	1,855.029	0.37	1.69	2.50	3.21	3.21	19 BHD	1.52	9.94
MUSCAT SE INDEX	4,089.423	-0.63	-0.92	-0.65	-0.97	-0.97	5 OMR	0.87	13.25
SP GCC Comp LMC	203.633	-0.01	0.64	0.03	7.32	7.32			
Developed Markets									
MSCI World Index	3,124.930	1.55	2.07	2.15	-3.46	-3.46			
U.S. (S&P 500)	4,587.180	1.45	1.93	1.59	-4.01	-4.01			
U.K. (FTSE 100)	7,643.420	1.01	1.69	2.40	3.25	3.25			
Japan (Topix)	1,952.220	0.94	1.12	2.97	-2.01	2.97			
Emerging Markets									
MSCI EM Index	1,239.790	1.64	1.53	2.61	1.39	1.39			
China (SSE Composite)	3,479.95	0.79	3.53	3.53	-4.39	-4.39			
India (Sensex)	58,465.970	1.14	-0.30	0.78	1.16	1.16			
Description	Close	Day Δ	WTD	MTD	QTD	YTD	M Cap (in Bn)	PBV	PE
Kuwait									
		%	%	%	%	%			
Kuwait All Share Index	7,447.35	-0.07	0.63	1.32	5.74	5.74	44.07 KWD	2.22	26.78
Kuwait Premier Index	8,062.26	-0.30	0.32	0.62	5.54	5.54	32.94 KWD	2.35	26.80
Kuwait Main Index	6,259.74	0.62	1.60	3.50	6.34	6.34	11.13 KWD	1.85	26.84
NIC 50	8,971.26	-0.29	0.36	0.67	5.27	5.27	28.60 KWD	2.33	25.80
Kuwait Sector									
Banking	1,708.16	-0.27	-0.23	0.32	5.26	5.26	25.43 KWD	1.39	27.80
Telecom	1,186.61	0.59	3.04	8.06	8.93	8.93	3.61 KWD	0.91	13.95
Industrials	1,223.54	0.28	2.46	3.13	7.19	7.19	4.27 KWD	0.97	14.57
Financial services	1,530.85	0.25	1.63	0.82	7.55	7.55	3.89 KWD	0.87	12.84
Real estate	1,347.52	0.34	-0.07	-0.19	1.59	1.59	2.91 KWD	0.73	47.36
Basic materials	1,134.87	0.05	2.77	2.07	10.74	10.74	0.99 KWD	1.86	28.90
Health care	820.19	-0.18	1.75	1.65	2.91	2.91	0.41 KWD	6.16	13.82
Consumer services	726.10	-0.38	-0.75	0.27	-0.69	-0.69	0.77 KWD	0.91	15.71
Insurance	1,560.72	-1.20	3.43	2.13	1.78	1.78	0.67 KWD	0.80	8.51
Consumer Disc	1,494.47	-1.00	0.79	4.18	11.81	11.81	0.22 KWD	1.31	9.02
Energy	1,403.21	1.65	-0.22	-2.81	-1.75	-1.75	0.29 KWD	1.02	15.41
Technology	763.88	1.94	2.94	0.96	11.70	11.70	0.01 KWD	0.87	0.00
Utilities	584.21	0.00	-0.45	-0.89	-2.63	-2.63	0.25 KWD	3.95	18.95

S&P GCC Composite LargeMidCap Index



What Move the GCC markets

Oil Prices

Oil prices nudged up on Wednesday following two sessions of losses after industry data showed an unexpected drop in U.S. crude and fuel stocks, offsetting concerns of a possible rise in supplies from Iran, Brent crude futures rose 23 cents, or 0.3%, to \$91.01 a barrel.

Kuwait Market


The market closed today down by - 0.07%, closed at 7,447.35 value traded 62.4 million KD, Premier market value traded reached 40.8 million KD and closed at 8,062.26 down by - 0.30%.

Saudi Market

The Market closed down today by - 0.17%, and the current macroeconomic sentiments and volatility of oil prices linked by Omicron variant.

DAILY MARKETS WRAP,

NIC RESEARCH AND STUDIES DEP



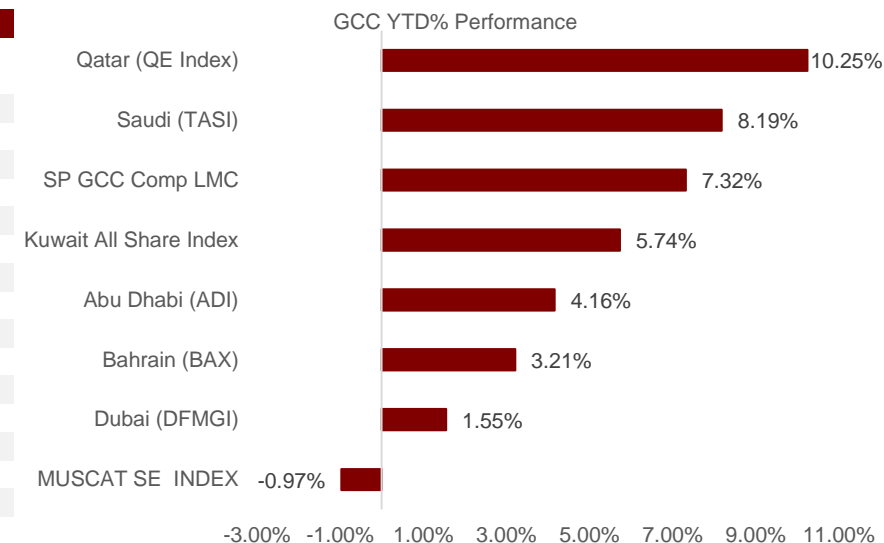
Description	Close	Day Δ	WTD	MTD	QTD	YTD	M Cap (in Bn)	PBV	PE
Blue Chip Watch									
Kuwait									
NBK	1.034	-0.86	-0.48	-0.10	3.81	3.81	7.49 KWD	1.88	27.00
KFH	0.904	-0.44	-0.44	-0.22	8.65	8.65	7.67 KWD	3.53	32.00
Zain	0.615	-0.16	2.50	2.84	3.53	3.53	2.64 KWD	2.22	13.95
BOUBYAN BANK	0.805	-0.49	-0.12	0.00	2.03	2.03	2.57 KWD	3.60	34.00
Agility	1.026	0.39	3.00	2.59	8.99	8.99	2.25 KWD	1.03	2.15
Saudi Arabia									
ARAMCO	37.15	-0.27	0.68	-0.54	3.77	3.77	7,360.00 SAR	6.88	22.32
SABIC	121.40	-0.16	0.00	-2.57	4.66	4.66	364.20 SAR	2.09	35.00
STC	116.20	-0.17	-0.34	-1.02	3.38	3.38	232.00 SAR	3.38	20.64
AL-RAJHI BANK	148.00	-0.27	0.00	-0.13	4.37	4.37	372.00 SAR	5.85	26.70
NCB	70.80	-1.39	-1.39	-4.07	9.94	9.94	321.97 SAR	2.00	23.11
United Arab Emirates									
ETISALAT.AD	32.90	-0.60	0.49	-0.60	3.79	3.79	284.73 AED	6.18	30.85
FAB.AD	20.10	1.52	0.80	0.50	6.69	6.69	217.74 AED	1.93	17.87
EMIRATES NBD	13.50	-1.46	1.89	1.12	-0.37	-0.37	83.69 AED	1.00	9.60
DB ISLAMIC BK	5.69	1.97	3.64	3.45	5.76	5.76	39.75 AED	1.02	10.41
EMAAR PROPERT	4.84	2.11	2.11	-0.41	-1.02	-1.02	38.77 AED	0.59	12.30
Qatar									
QNB	21.60	-1.05	-1.56	-1.74	6.29	6.29	201.78 QAR	2.04	16.49
INDUSTRIES QAT	18.29	8.10	9.12	8.73	18.14	18.14	102.18 QAR	2.73	15.34
QA ISLAMIC BK	20.17	0.05	0.05	2.91	10.04	10.04	47.57 QAR	1.92	14.13
MASRAF AL RAYA	5.00	0.58	-1.22	0.81	6.79	6.79	46.33 QAR	1.89	21.76
MESAIEED PETRO	2.71	3.24	6.71	11.09	29.43	29.43	32.61 QAR	1.95	19.89
OMAN									
BANK MUSCAT	0.524	0.00	-0.38	0.77	8.26	8.26	1.89 OMR	0.88	8.33
OMANTEL	0.792	0.51	-2.97	-0.51	4.26	4.26	0.60 OMR	1.07	7.69
BANK DHOFAR	0.118	-1.67	-1.67	-0.84	-6.35	-6.35	0.36 QAR	0.51	14.93
NAT BANK OF OMAN	0.185	-2.63	-1.60	-2.12	-6.09	-6.09	0.31 QAR	0.55	12.71
OMINVEST	0.304	0.00	-1.96	-1.32	-1.96	-1.96	0.25 QAR	0.90	6.85

Foreign Holding										
Date	NBK	GBK	CBK	ABK	MUTAHED	KIB	BURG	KFH	BOUB	WARBA
2-Feb-22	20.96%	12.30%	0.06%	0.46%	0.40%	5.27%	2.52%	10.36%	5.29%	4.26%
9-Feb-22	20.95%	12.32%	0.06%	0.45%	0.41%	5.80%	2.46%	10.37%	5.26%	4.26%

End of Report

The information contained in this document is proprietary to NIC and is for use only by the persons to whom it is issued. This document may not be distributed either in part or in whole without the express agreement of NIC. It is intended solely for the use of the individual or entity to whom it is addressed and others authorized to receive it.

Sources, Bursa Kuwait , Refinitiv , NIC



Leading Sector, Security Performance

Kuwait

The market is down today by -0.07 % The leading sector bottom performance indices today are Insurance -1.2 % Consumer Disc -1 % Consumer services -0.38 % respectively

Telecommunication sector are up today by + 0.59 % and act defensively in COVID19 also it outperform Kuwait all Share Index in YTD perspective by + 3.06 %

KSA

Saudi Armco has a negative performance today by -0.27 %, SABIC has a negative performance today by -0.16 %

STC has a negative performance today by - 0.17 %, Al Rajhi Bank has a negative performance today by -0.27 %

UAE

ETISALAT AD closed down today by - 0.60 %, and act defensively with COVID19



شركة الاستثمار الوطنية
NATIONAL INVESTMENTS COMPANY

Sharq, Al Mutanabi Street, Khaleejia Tower | P.O. Box 25667, Safat 13117, Kuwait

T.: +965 2226 6666 | Fax: +965 2226 6793 | www.nic.com.kw